

**G767**

Teileliste und Näheinrichtungen  
Parts List and Sewing Equipment

Alle Rechte vorbehalten.  
Eigentum der Dürkopp Adler GmbH und urheberrechtlich geschützt. Jede  
Wiederverwendung dieser Inhalte, auch in Form von Auszügen, ist ohne vorheriges  
schriftliches Einverständnis der Dürkopp Adler GmbH verboten.

All rights reserved.  
Property of Dürkopp Adler GmbH and protected by copyright. Any reuse of these contents,  
including extracts, is prohibited without the prior written approval of Dürkopp Adler GmbH.

Copyright © Dürkopp Adler GmbH 2025

Teileliste und Näheinrichtungen  
 Parts List and Sewing Equipment  
**G767**

Inhaltsverzeichnis/Table of Contents

Inhalt	Tafel/Table	Content
Antrieb Arm- und Unterwelle,	1	Upper and bottom shaft drive
Fadenhebel	2	Thread lever
Alternierender Obertransport	3	Alternating foot top feed
Antrieb Transport	4	Feed drive
Transporteurhub	5	Bottom feed
Fusslueftung	6	Presser foot lift
Hubverstellung	7	Skipping foot lift pneumatic
Uebergrosser Greifer mit Spule	8	Oversized hook with bobbin
Uebergrosser Greifer mit Spule KFA	9	Oversized hook with bobbin short thread trimmer
Greiferlager rechts Zn	10	Hook case right Zn
Greiferlager links Zn	11	Hook case left Zn
Greiferlager rechts	12	Hook case right
Greiferlager links	13	Hook case left
Fadenabschneider	14	Thread trimmer
Kurz-Fadenabschneider	15	Short thread trimmer
Spuler	16	Winder
Spannungsplatte Einnadel pneu.	17 - 18	Tension plate 1 needle pneu.
Spannungsplatte Einnadel pneu., KFA	19	Tension plate 1 needle pneu., short thread trimmer
Spannungsplatte Zweinadel pneu.	20 - 21	Tension plate 2 needles pneu.
Stichverstellung 1 Stichlaeng	22	Stitch adjustment 1 stitch length
Stichverstellung 2 Stichlaengen	23	Stitch adjustment 2 stitch lengths
Stichverkuerzung	24	Stitch reduction
Verriegelung mech., pneu.	25	Backtacking mech., pneu.
Magnetventileinheit	26 - 27	Solenoid valve unit
Schmierung	28	Lubrication
Arm, Grundplatte	29 - 31	Arm, Bed plate
Abdeckungen	32 - 33	Covers
Elektroinstallation	34	Electrical installation
Steuerung DAC mit Bedienfeld	35	Control DAC with control panel
Beipack	36 - 39	Accessories
Gestell, Tischplatte	40	Stand, Table top
El. hoehenverstellbares Gestell	41	Stand el. adjustable
Tischplatte		Table top
Pedal K20		Pedal K20
Pedal Ergobody		Pedal Ergobody
Teilesatz		Parts set
Wartungseinheit	42	Maintenance unit

Teileliste und Näheinrichtungen  
 Parts List and Sewing Equipment  
**G767**


Inhaltsverzeichnis/Table of Contents

<b>Inhalt</b>	<b>Tafel/Table</b>	<b>Content</b>
Integr. Diodennaehleuchte	43	Sewing light LEDs
Netzteil		Power supply
Naehleuchte LED		Sewing centre guide
Nahtmittenfuehrung	44	Seam centre guide
Knatenanschlagr		Edge guide
USB Memory Stick		USB memory key
Werkzeug		Tool kits
Elektropneum. Nadelkuehlung	45	Electropneum. needle cooling
von oben, unten		upper, lower
Restfadenwaechter	46	Thread monitor
Umbausatz	47	Conversion kit
Index		Index
Stichplattenschieber		Slide
Befestigungsteile fuer Naehein-		Fastening parts for sewing equip.
richtung		
Naeheinrichtungen		Sewing equipment
Bauschaltplan		Wiring diagram
Pneu. Geraeteplan		Pneumatic circuit plan

Teileliste und Näheinrichtungen  
Parts List and Sewing Equipment  
**G767**



Einnadel – Maschine  
single needle machine



Zweinadel – Maschine  
two needle machine



uebergrosser Greifer (XXL)  
oversized hook (XXL)



Greifer links der Nadel  
hook left of the needle



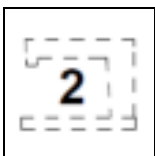
Greifer rechts der Nadel  
hook right of the needle



Kurz – Fadenabschneider  
short thread trimmer



Greiferlager aus Zink  
Hook case for zinc



Greiferlager aus Gusseisen  
Hook case for cast iron

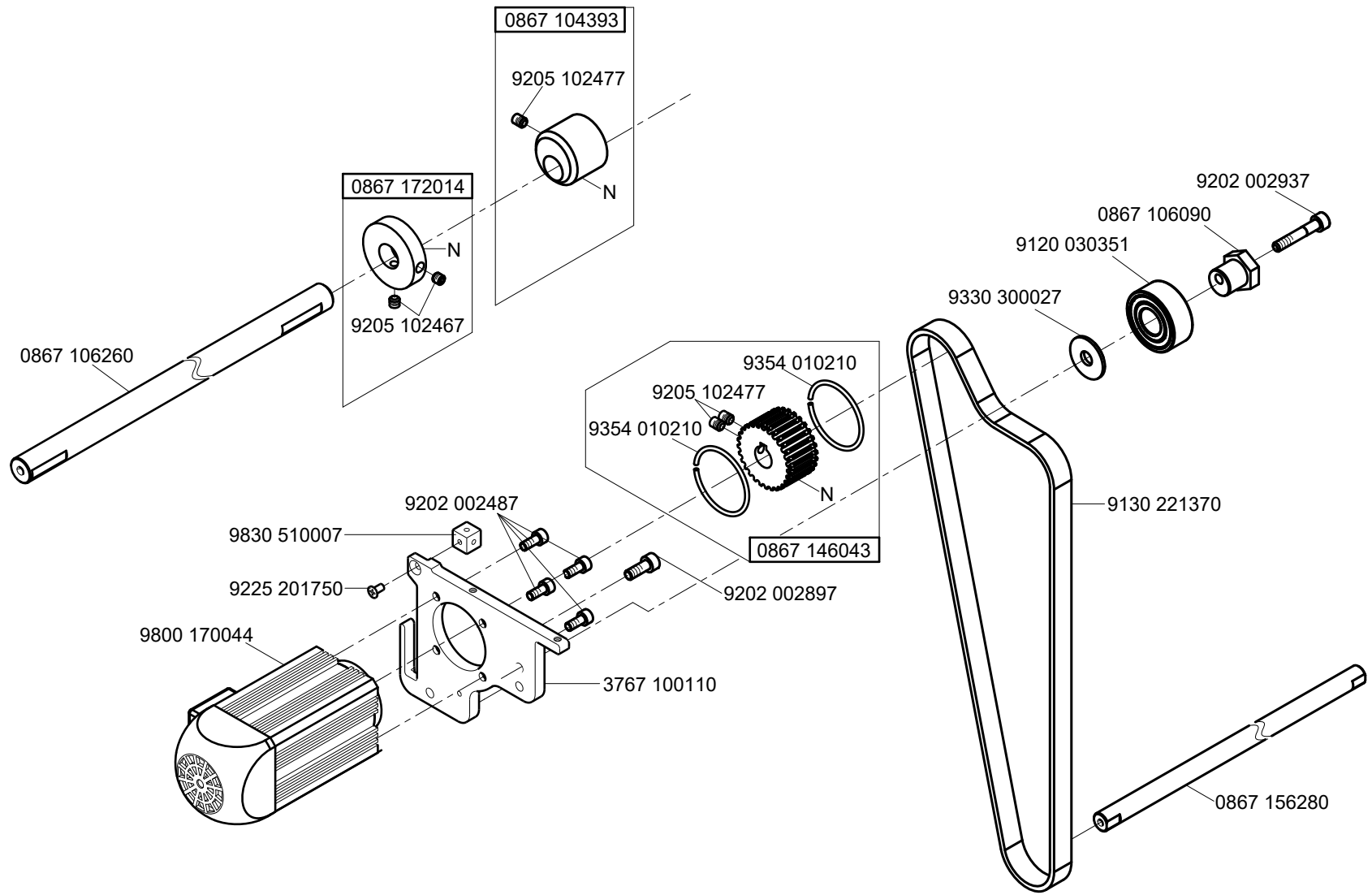
Teileliste und Näheinrichtungen  
Parts List and Sewing Equipment  
**G767**



kleben/stick

N

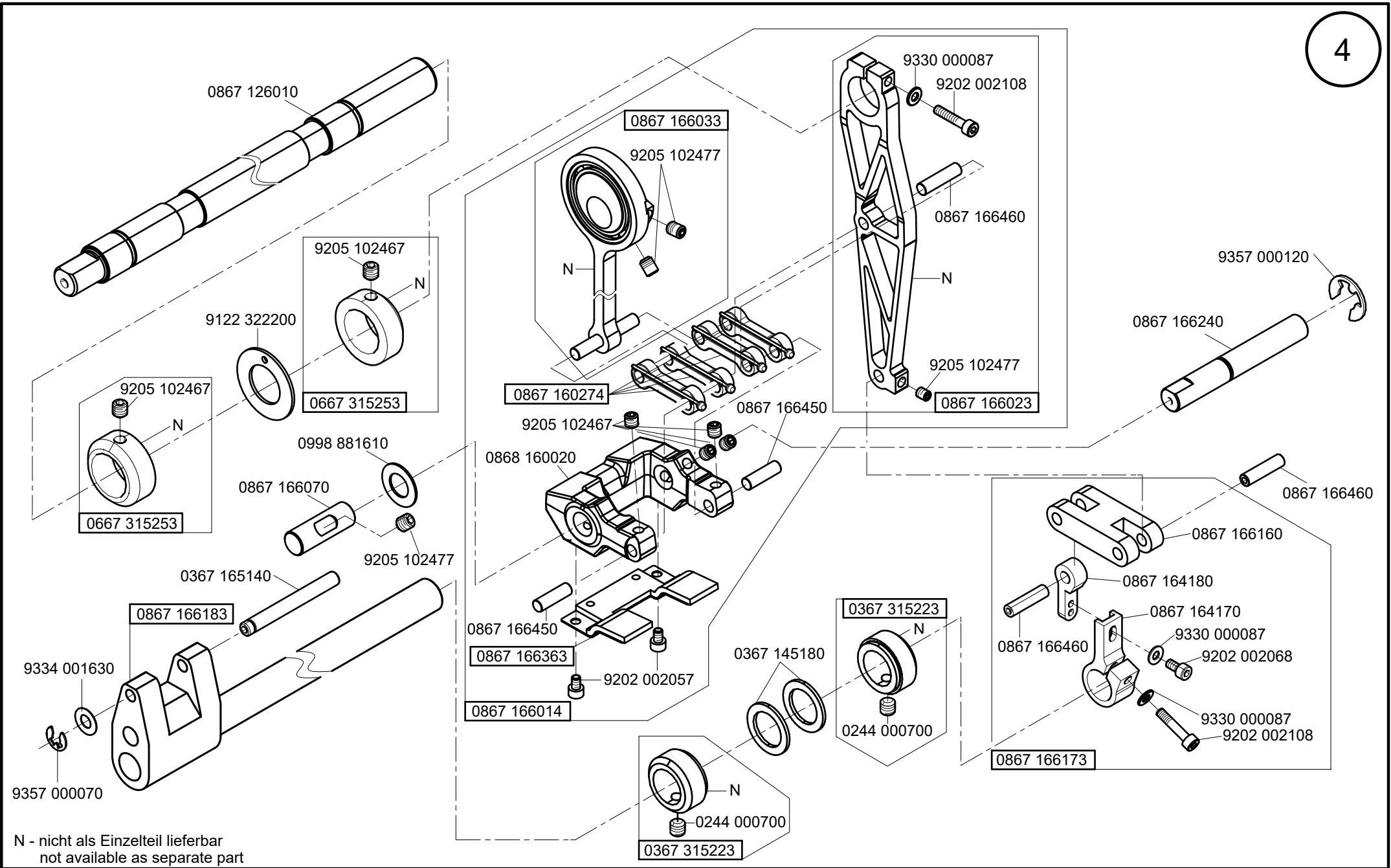
nicht einzeln lieferbar/not available as separate part



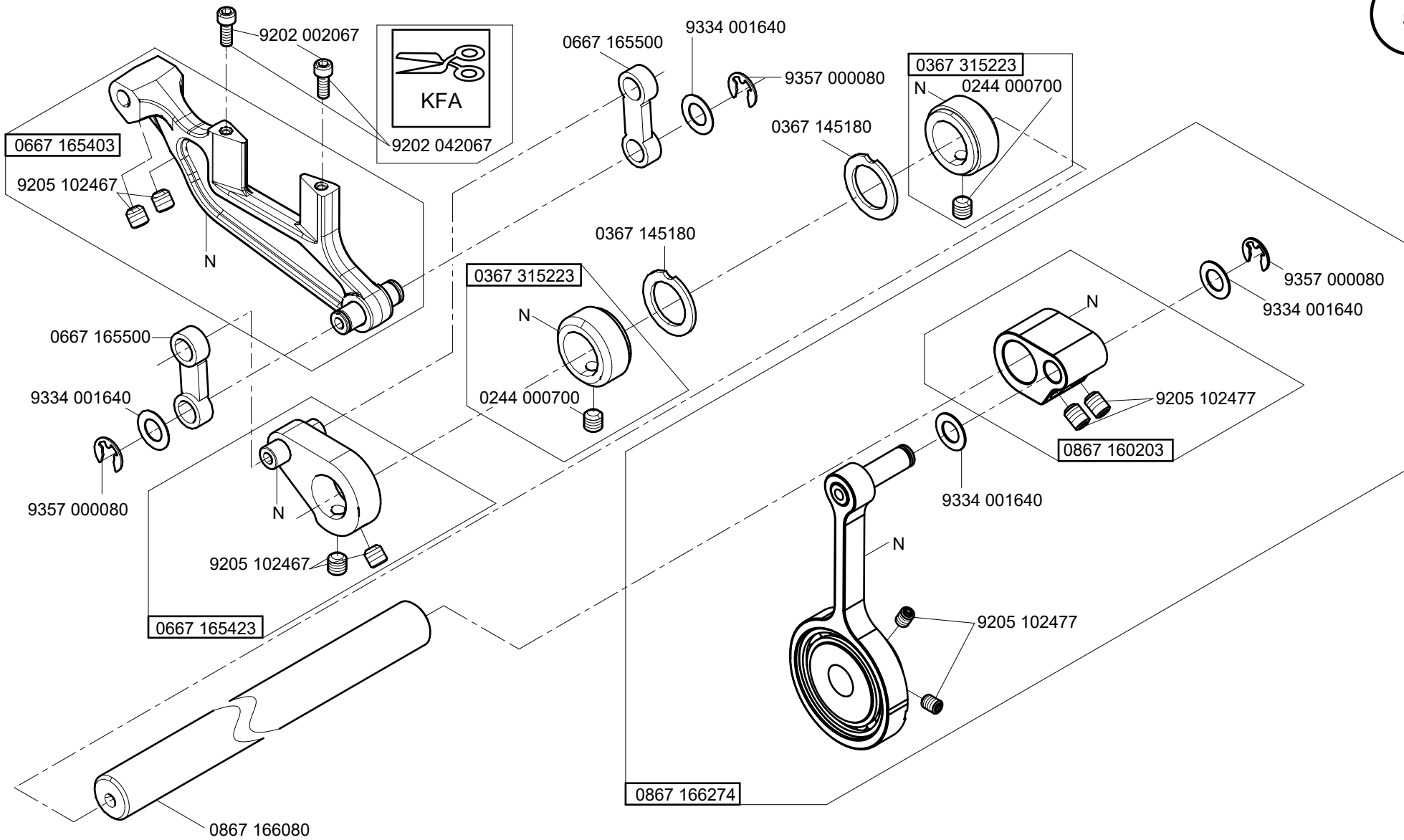
N - nicht als Einzelteil lieferbar  
not available as separate part



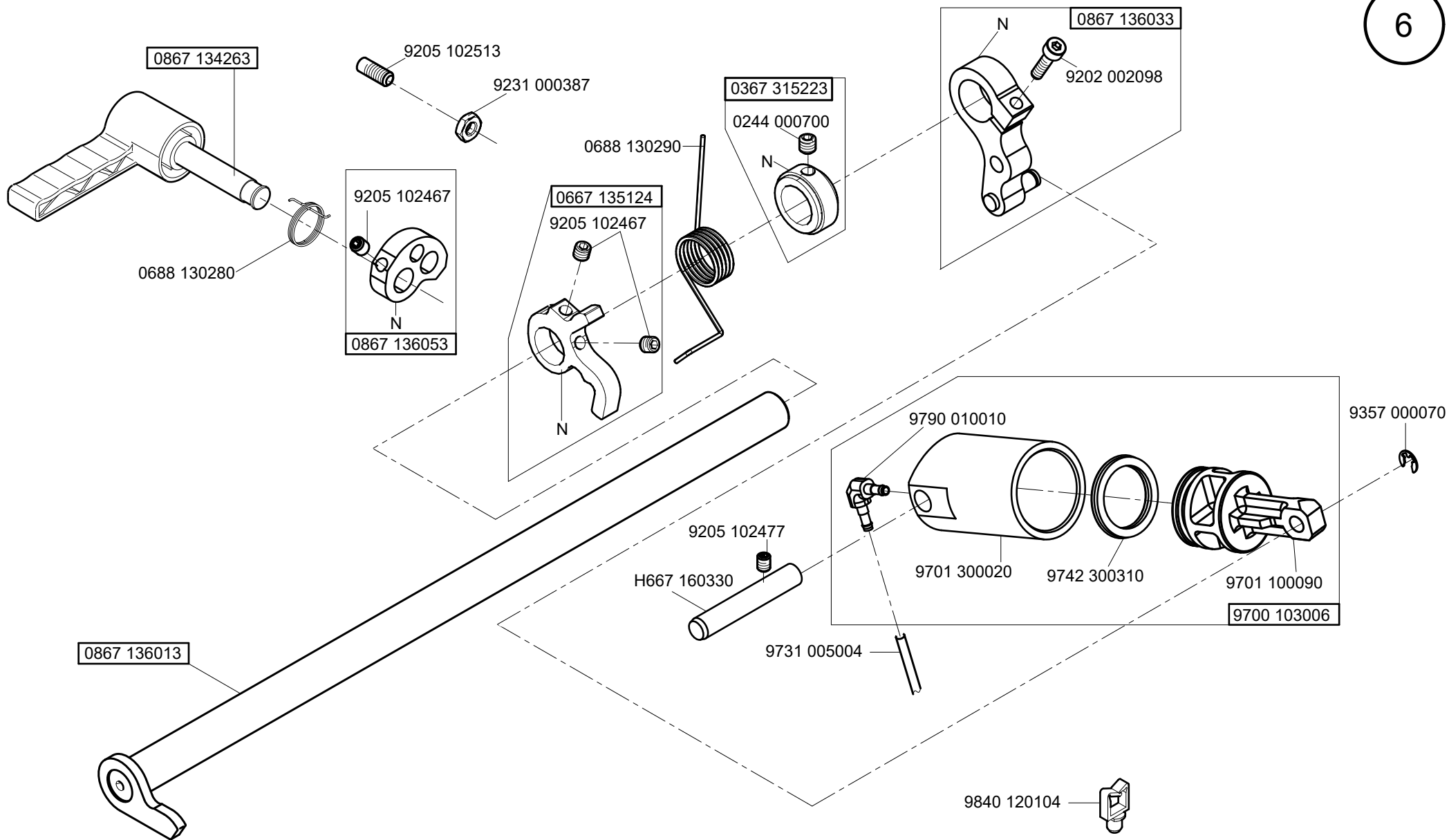




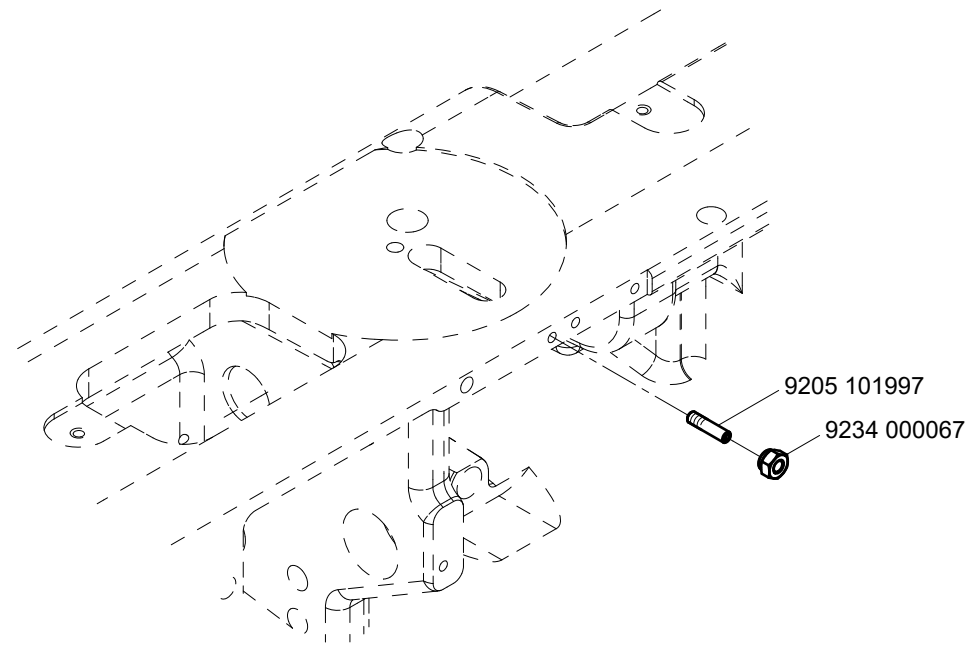
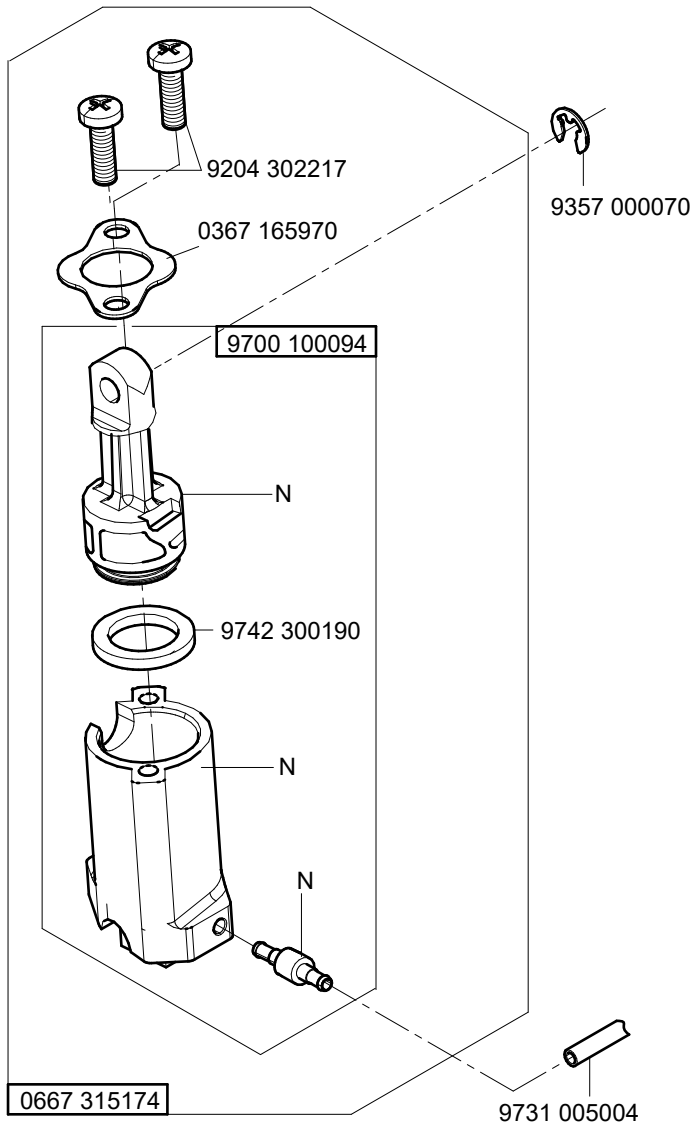
N - nicht als Einzelteil lieferbar  
not available as separate part



N - nicht als Einzelteil lieferbar  
not available as separate part

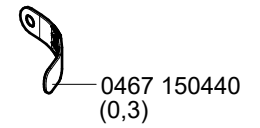
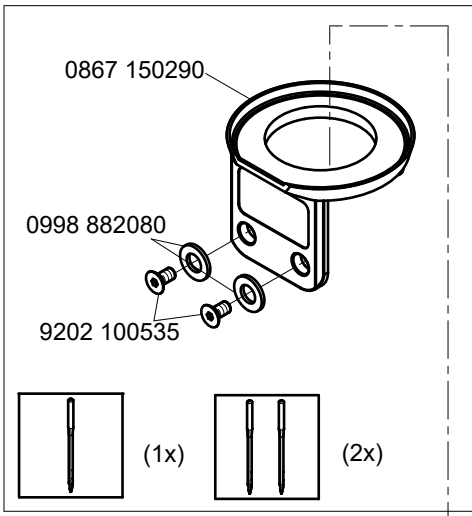
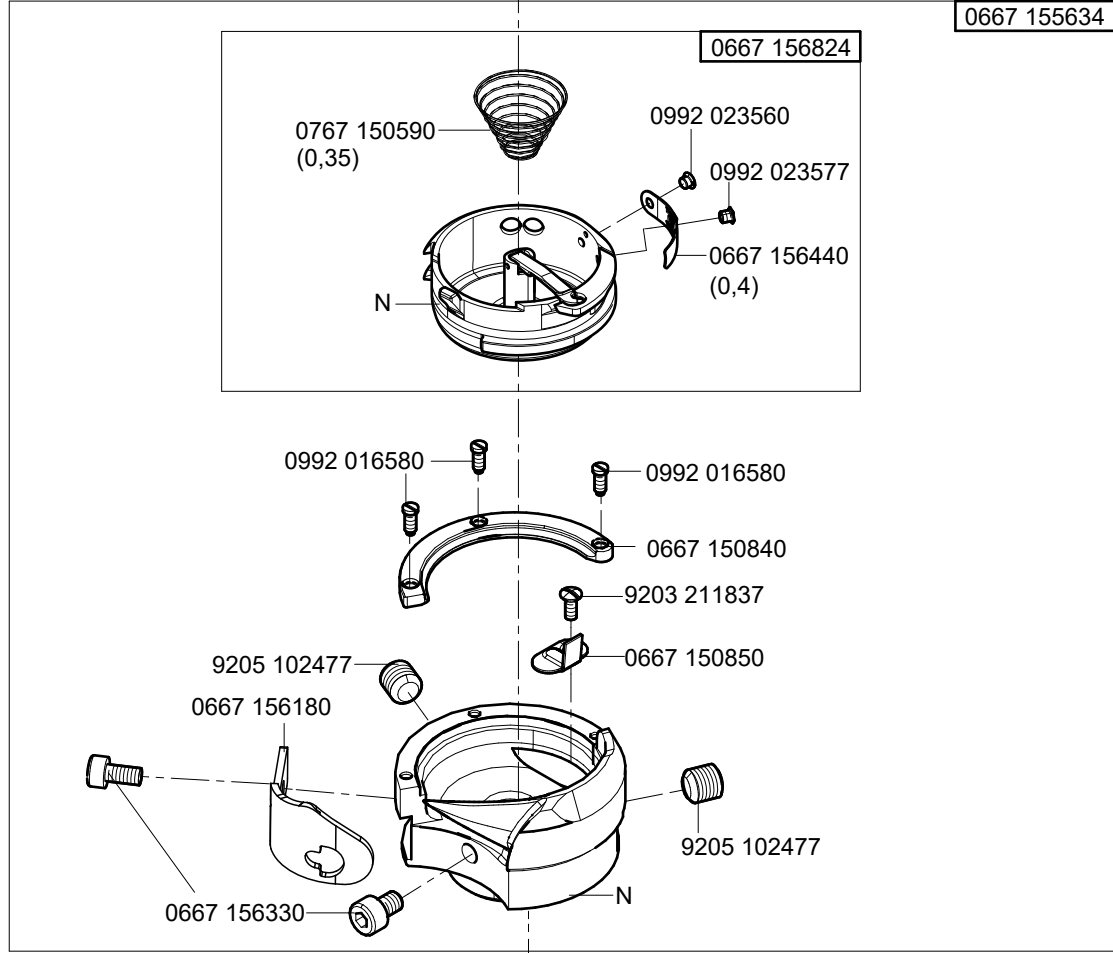
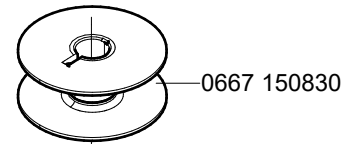
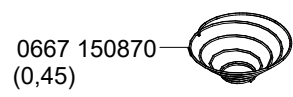
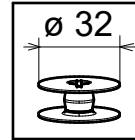


N - nicht als Einzelteil lieferbar  
not available as separate part

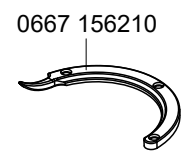


N - nicht als Einzelteil lieferbar  
not available as separate part

CI.G767 -180142  
 CI.G767 -180342  
 CI.G767 -280142  
 CI.G767 -280342

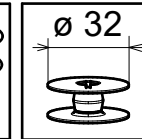



auf Wunsch  
on request



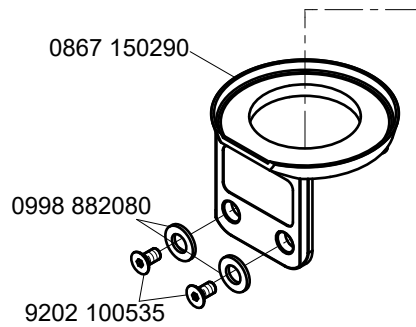
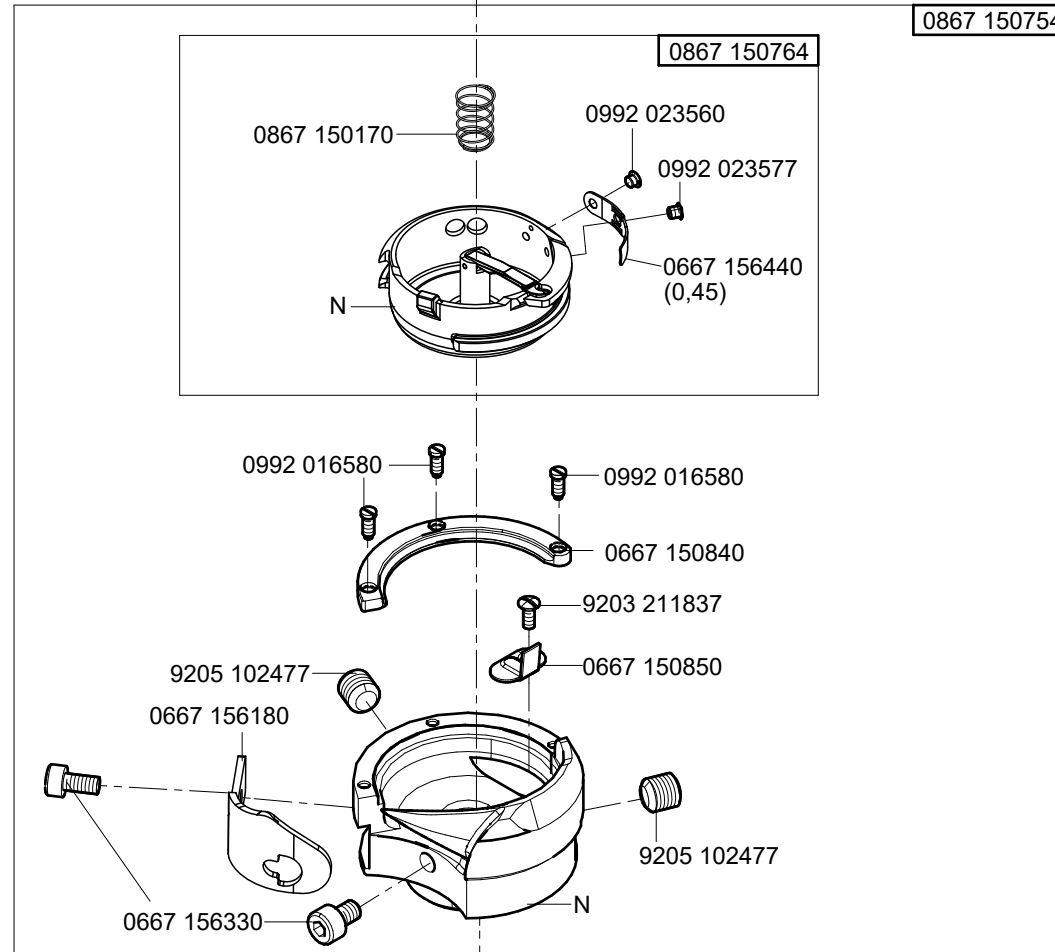
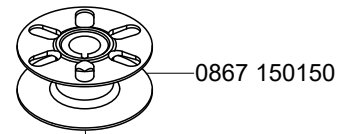
auf Wunsch  
on request

N - nicht als Einzelteil lieferbar  
not available as separate part



CI.G767 -180145

9



N - nicht als Einzelteil lieferbar  
not available as separate part

CI. G767

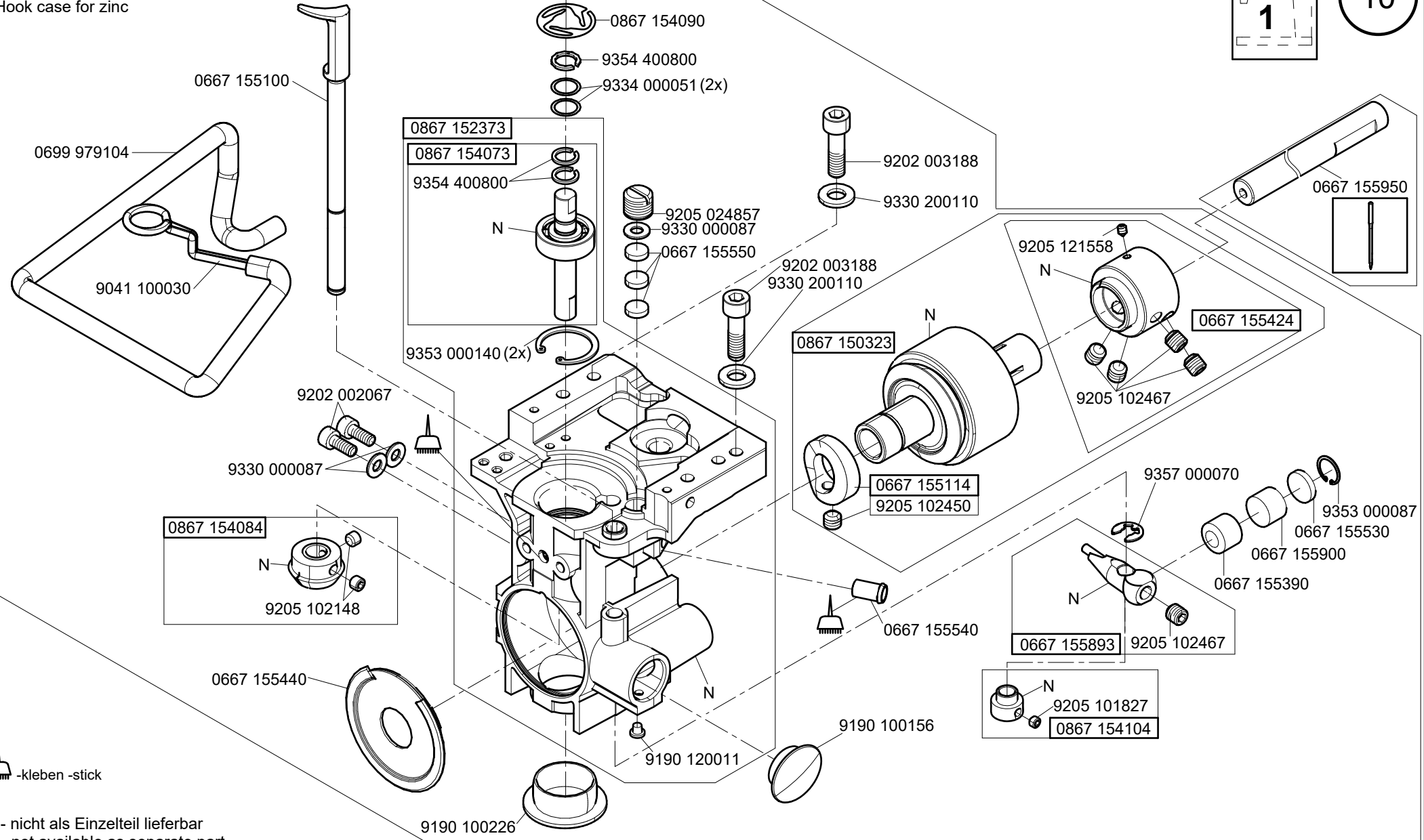
letzte Änderung/ last change 02.2025  
Ausgabe/ Edition 06.2023

0867 152384

\*Greiferlager aus Zink  
Hook case for zinc

1

10



-kleben -stick

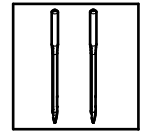
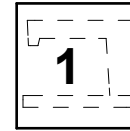
N - nicht als Einzelteil lieferbar  
not available as separate part

Cl. G767

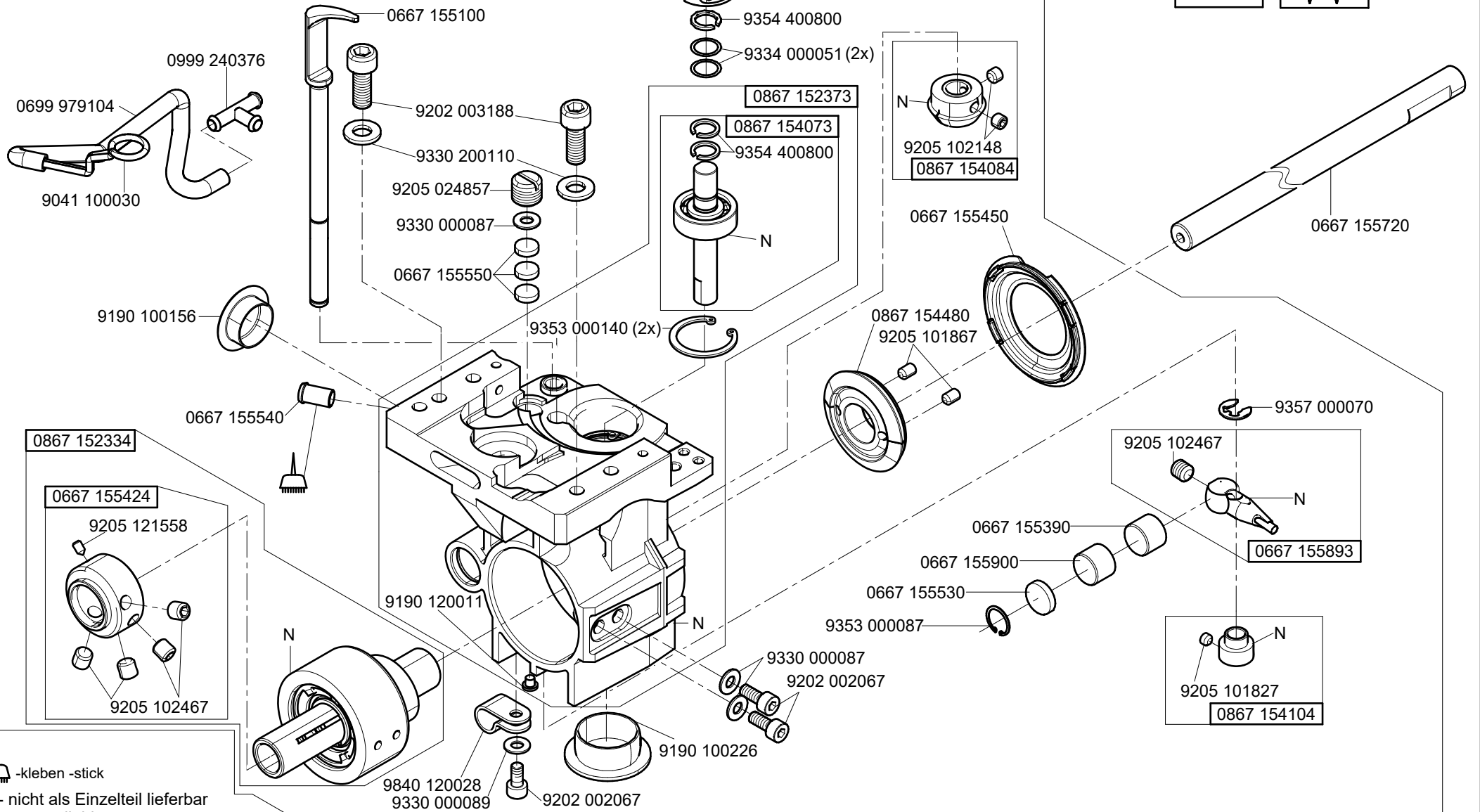
letzte Änderung/ last change 02.2025  
Ausgabe/ Edition 06.2023


0867 152394

\*Greiferlager aus Zink  
Hook case for zinc



11



 -kleben -stick

N - nicht als Einzelteil lieferbar  
not available as separate part

CI. G767

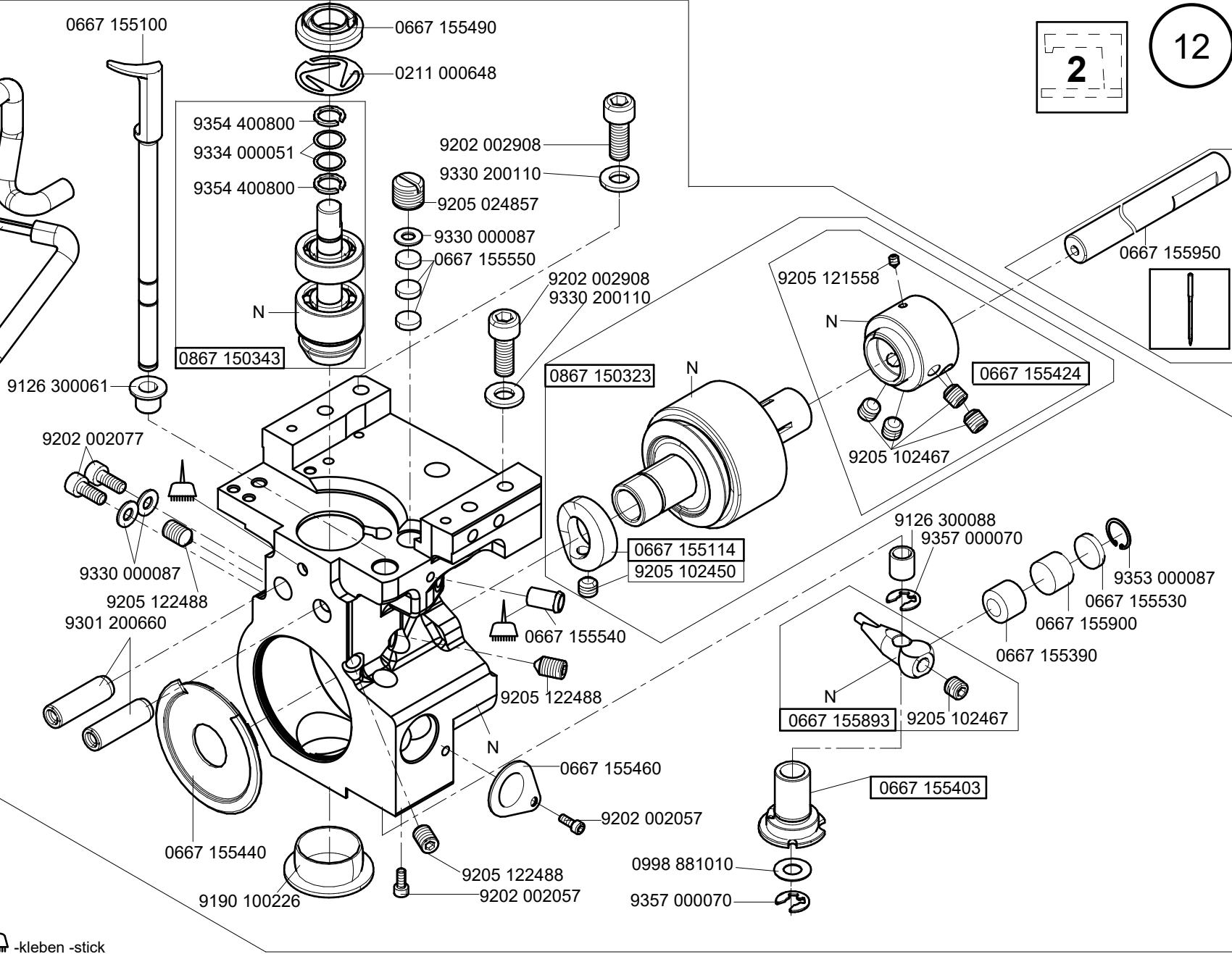
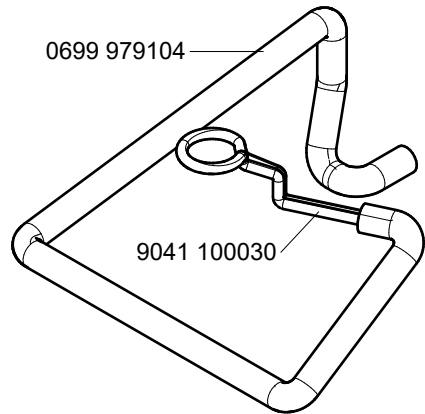
letzte Änderung/ last change 02.2025  
Ausgabe/ Edition 06.2023

0667 155474

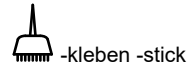
\*Greiferlager aus Gusseisen  
Hook case for cast iron

2

12



N - nicht als Einzelteil lieferbar  
not available as separate part

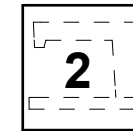


CI. G76

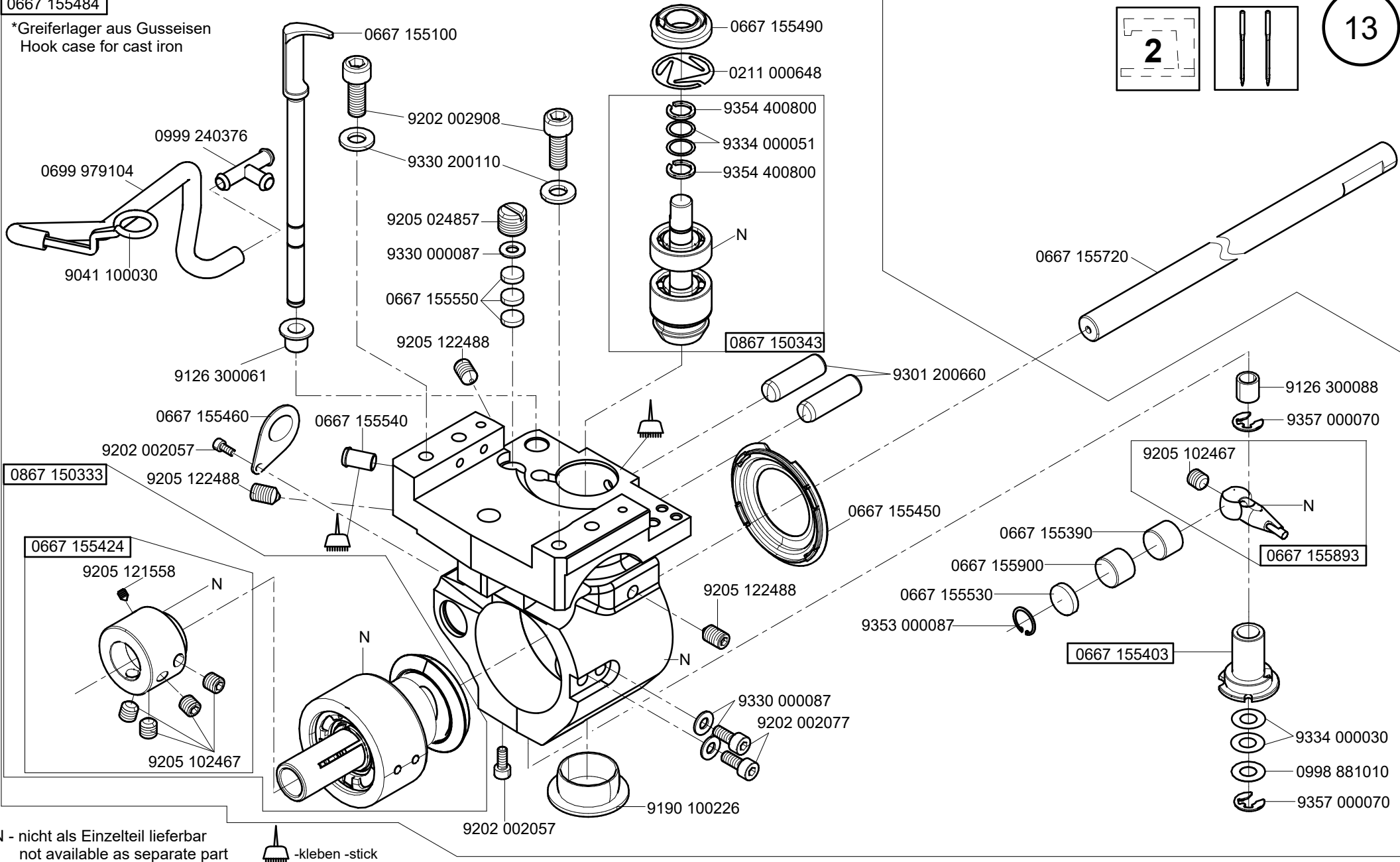
letzte Änderung/ last change 02.2025  
Ausgabe/ Edition 06.2024

0667 155484

\*Greiferlager aus Gusseisen  
Hook case for cast iron



13



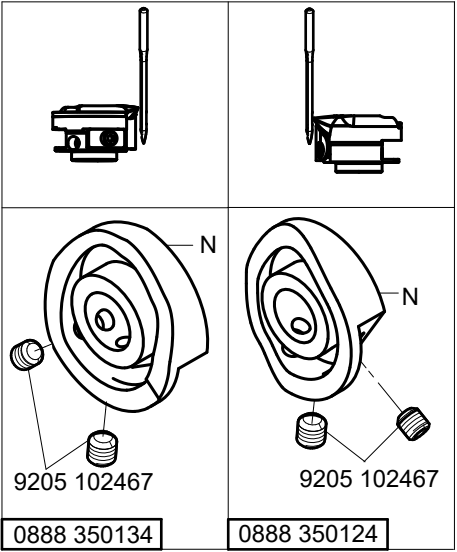
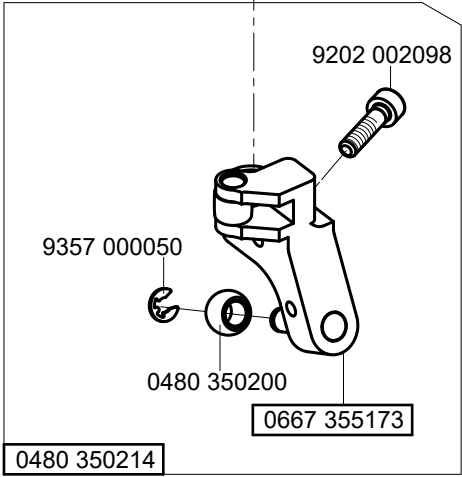
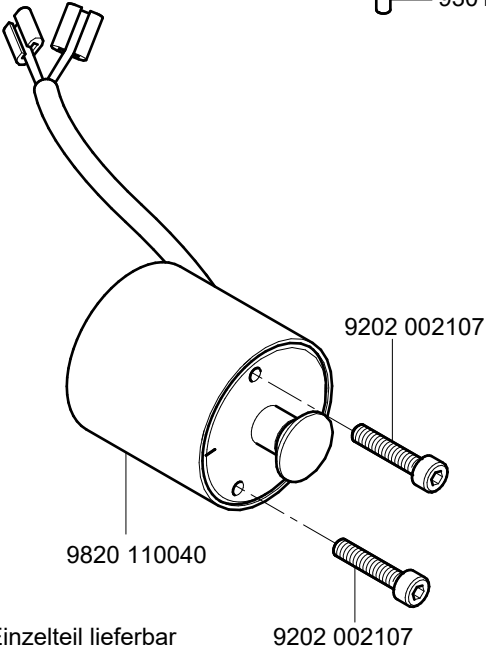
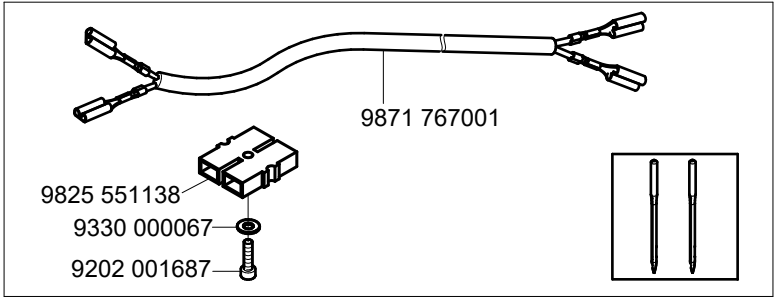
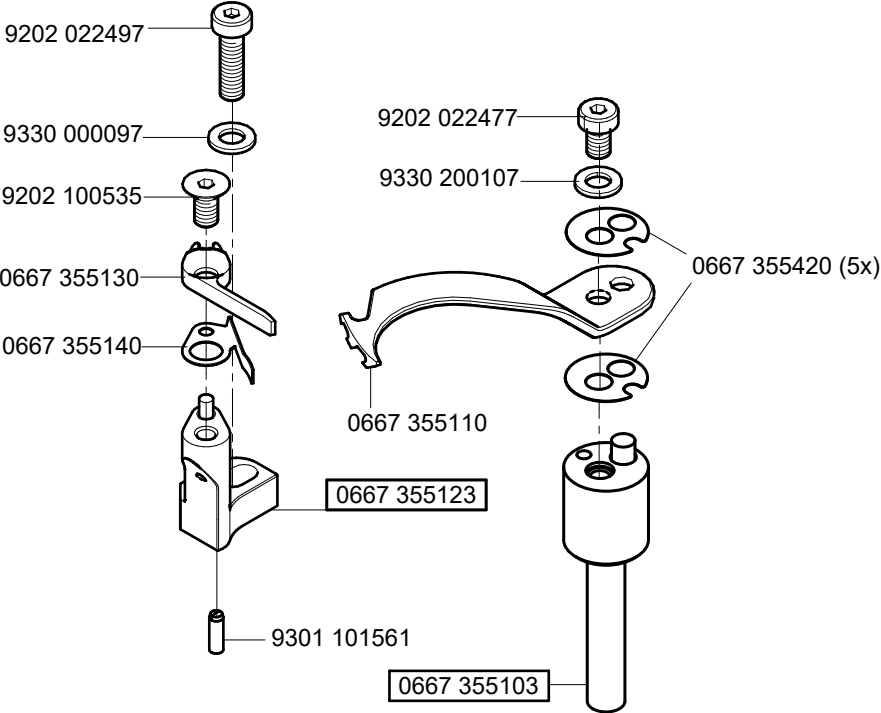
N - nicht als Einzelteil lieferbar  
not available as separate part

-kleben -stick

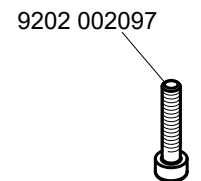
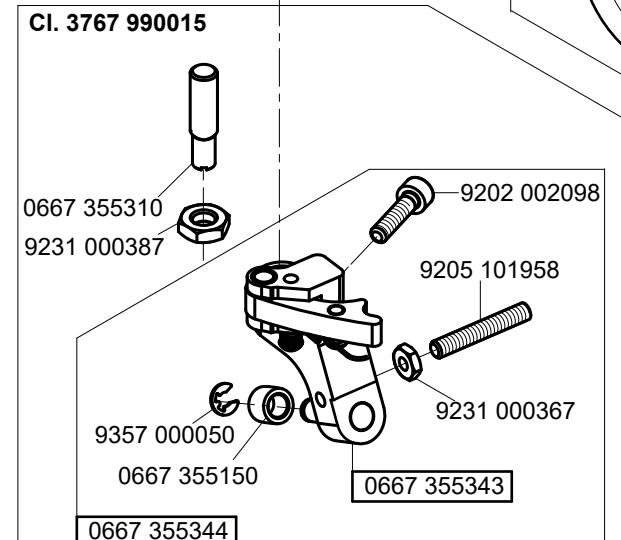
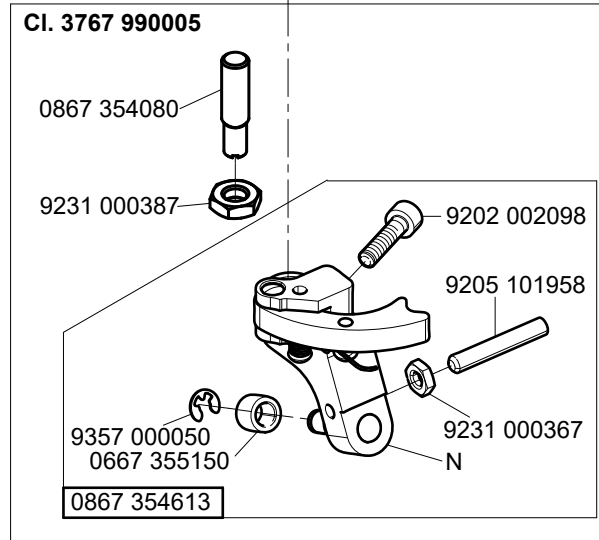
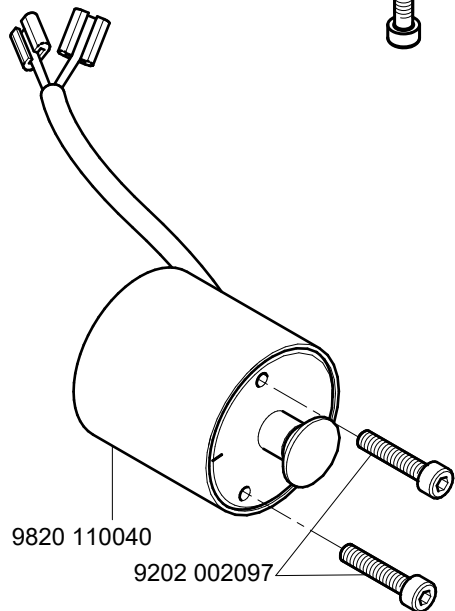
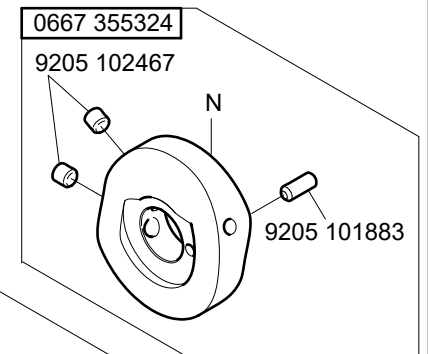
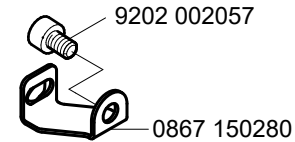
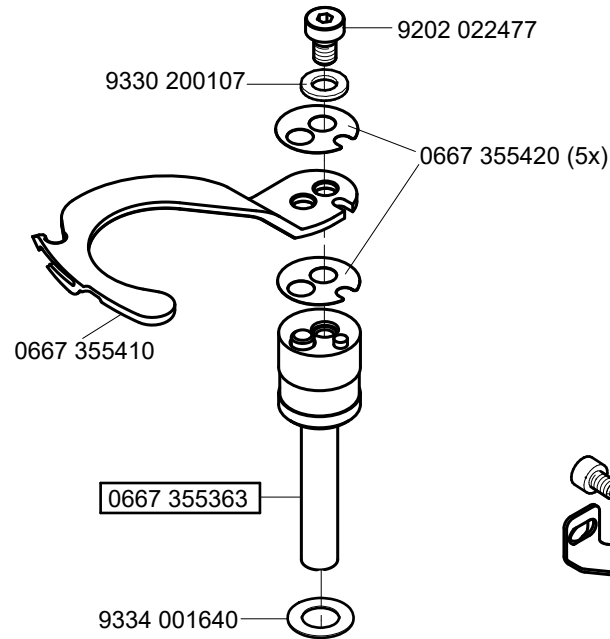
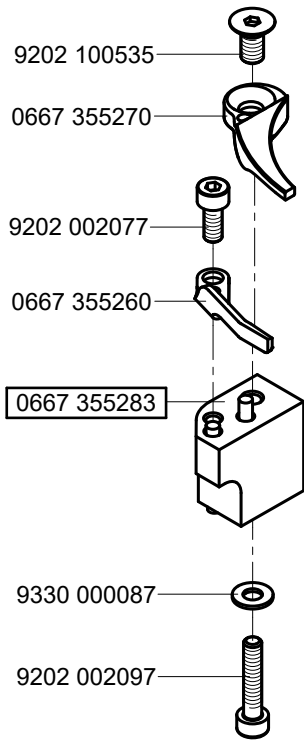

CI. G767

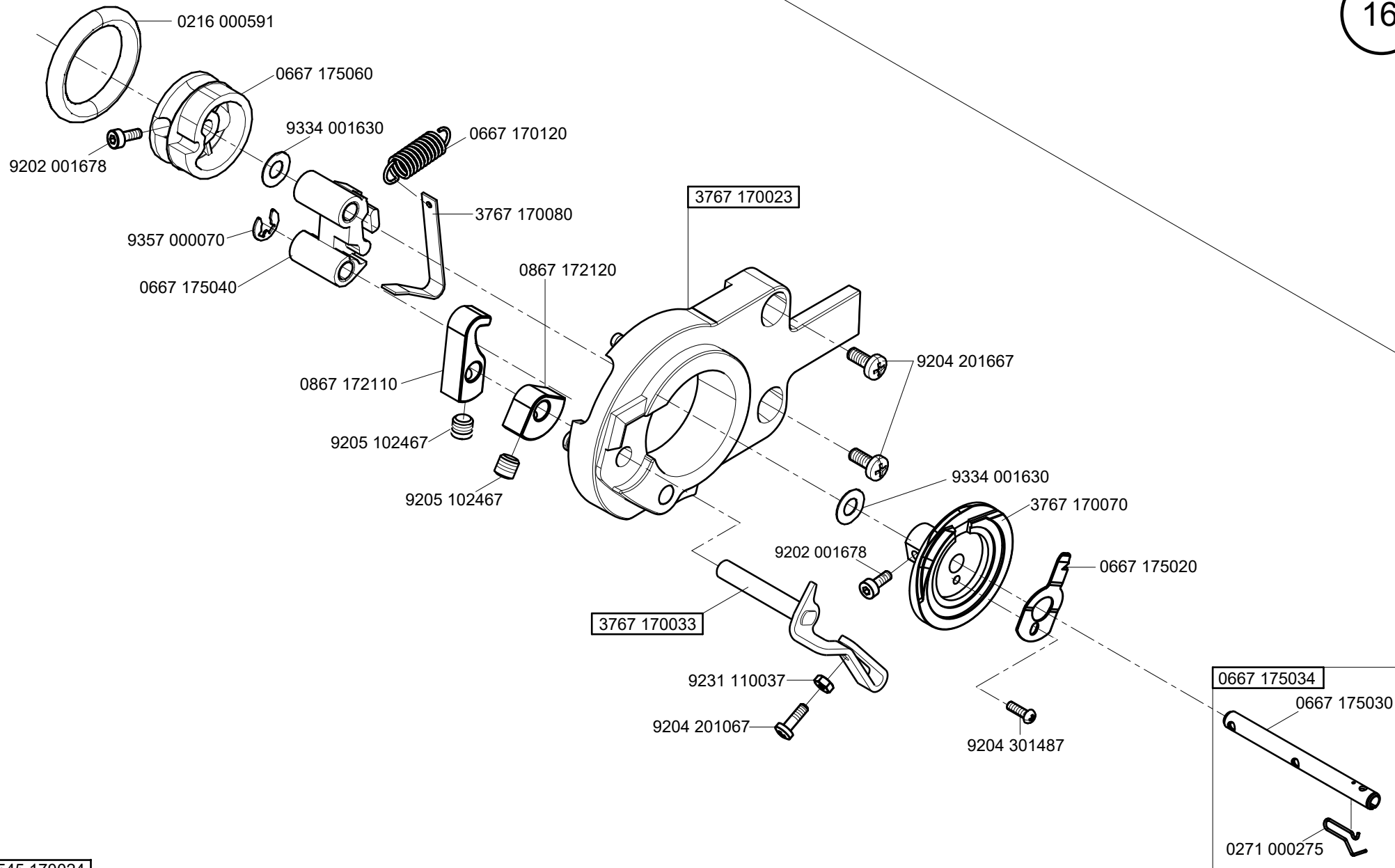
letzte Änderung/ last change 02.2025  
Ausgabe/ Edition 06.2023

CI.G767 -180142  
 CI.G767 -180342  
 CI.G767 -280142  
 CI.G767 -280342



N - nicht als Einzelteil lieferbar  
 not available as separate part





1545 170024

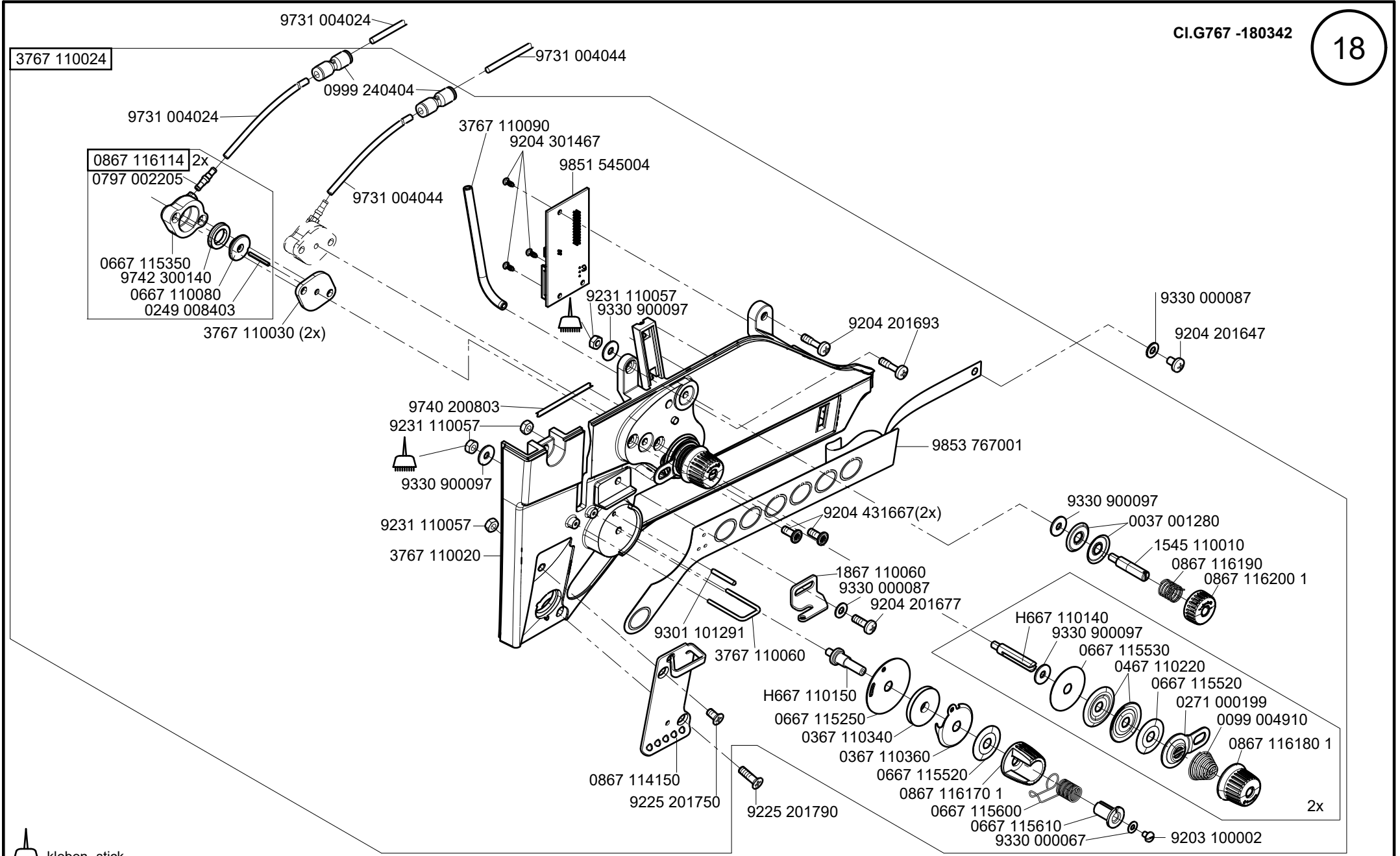
Cl. G767

letzte Änderung/ last change 06.2023  
Ausgabe/ Edition 06.2023

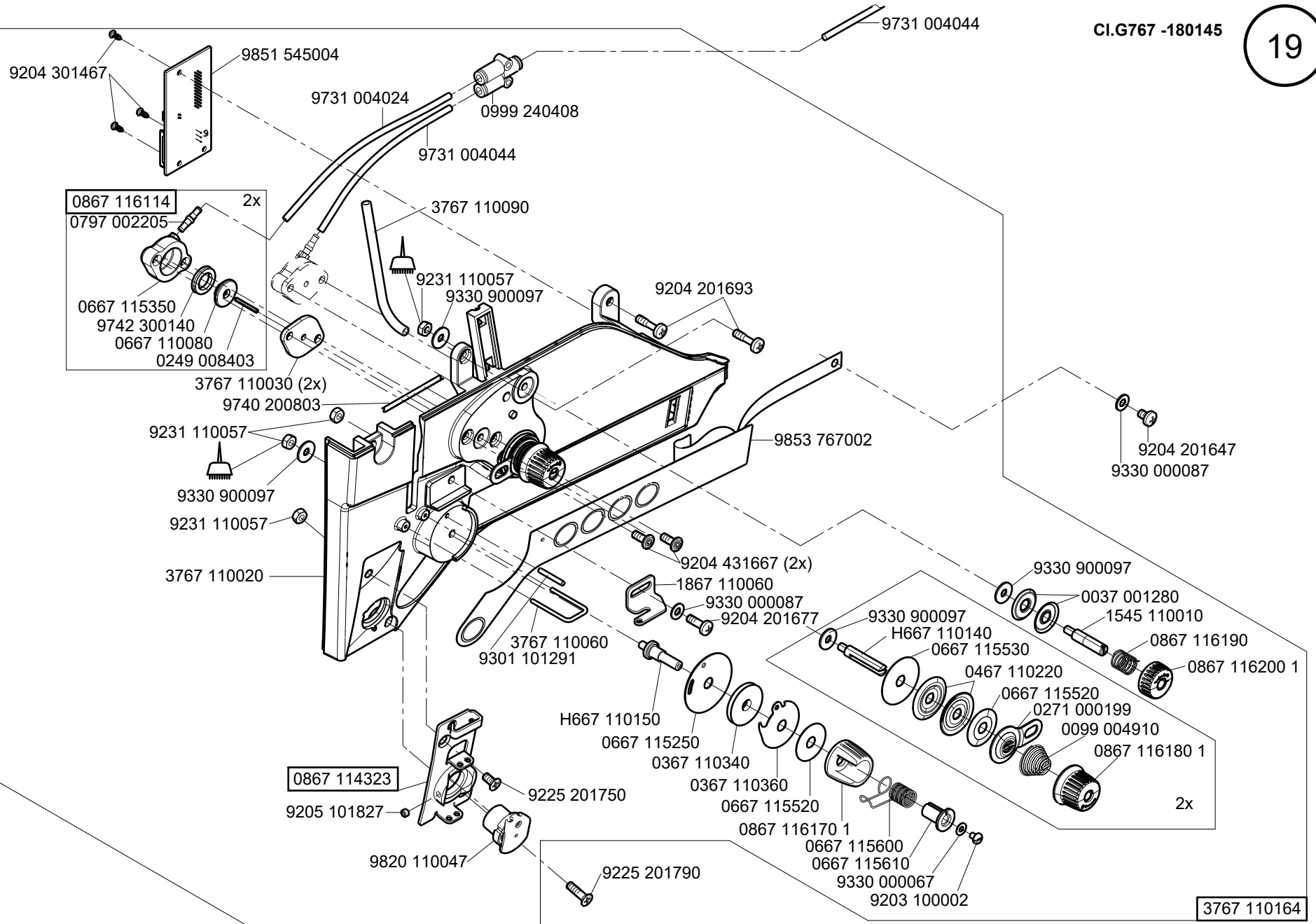


3767 110024

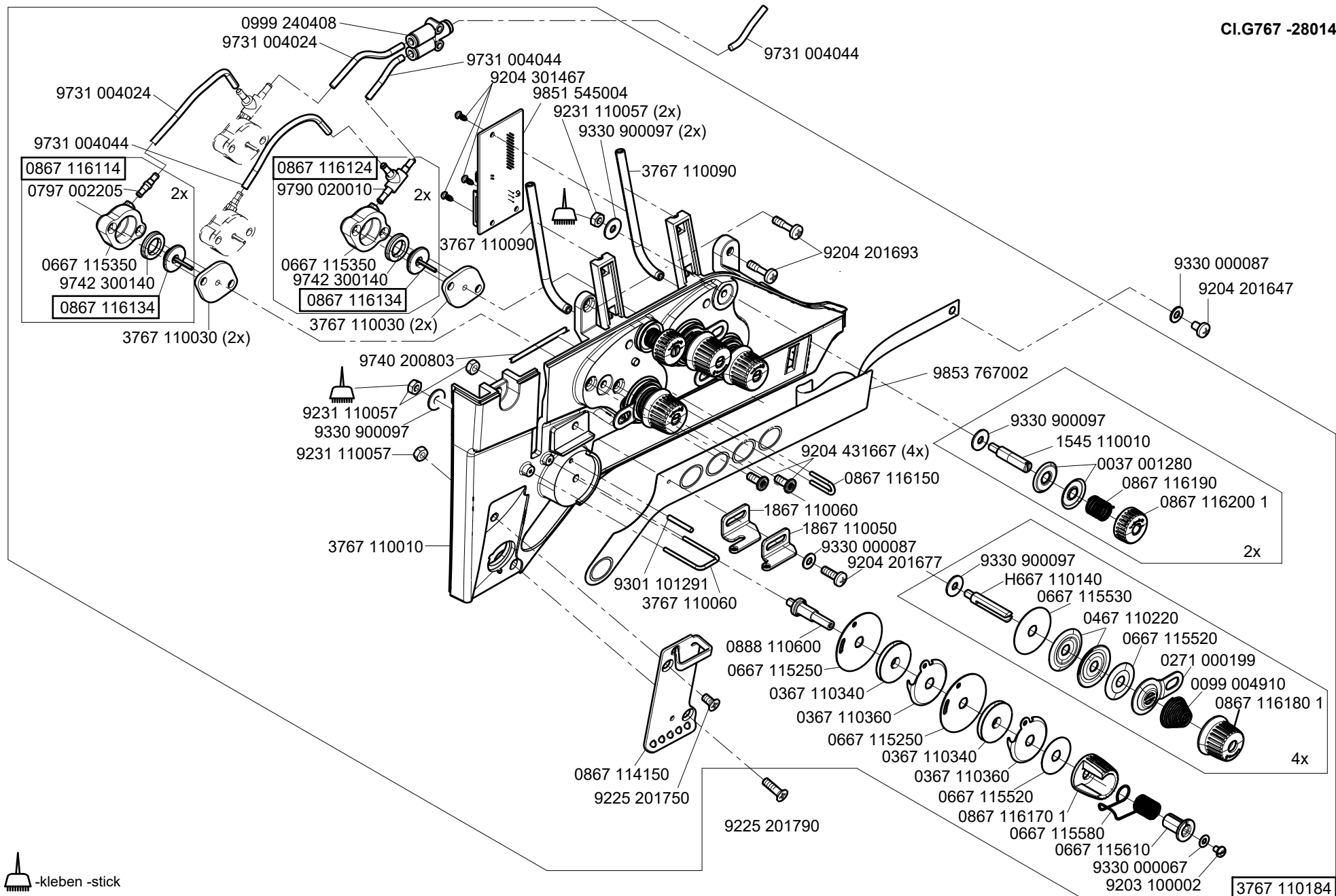
0867 116114 2x  
 0797 002205  
 0667 115350  
 9742 300140  
 0667 110080  
 0249 008403



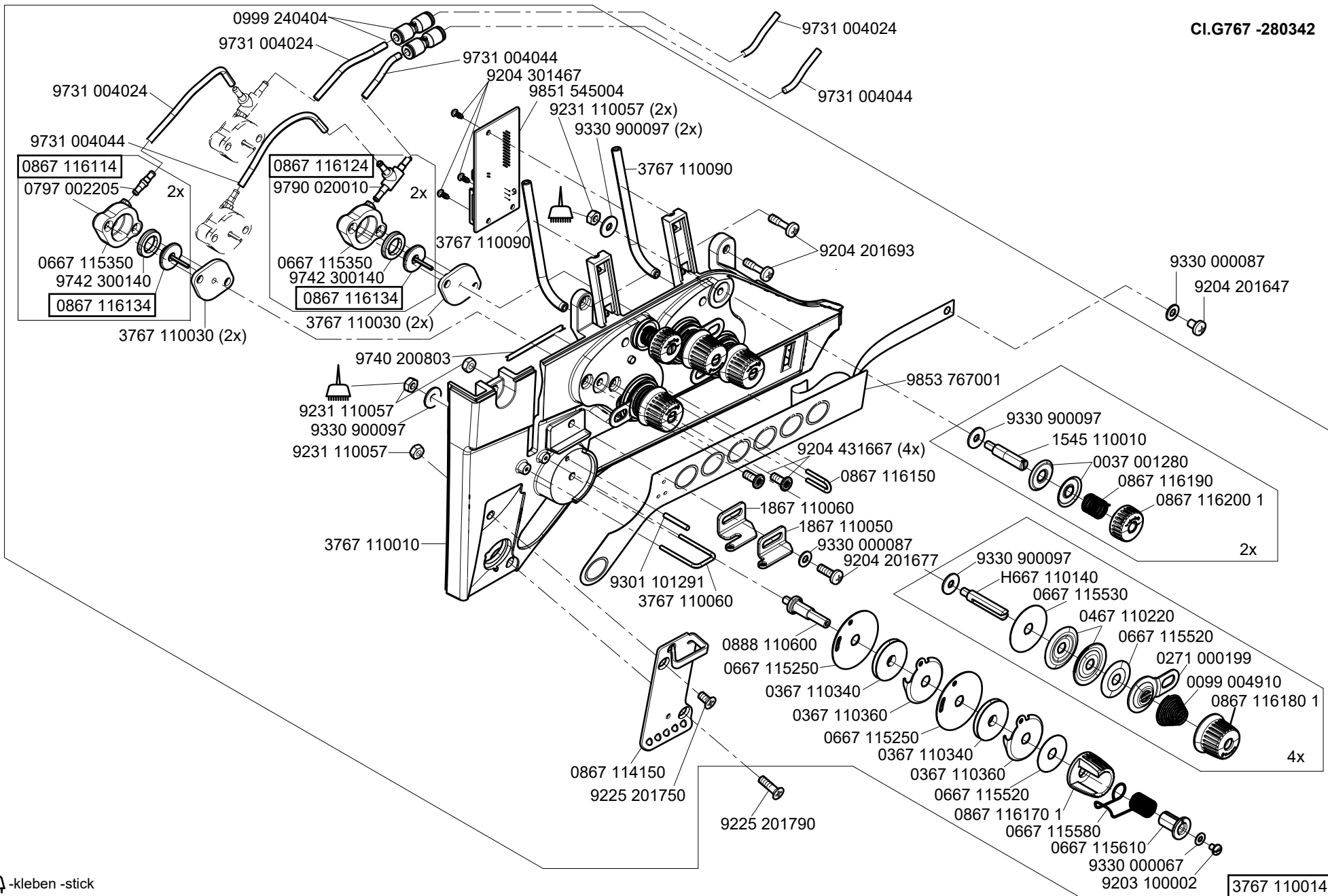
-kleben -stick



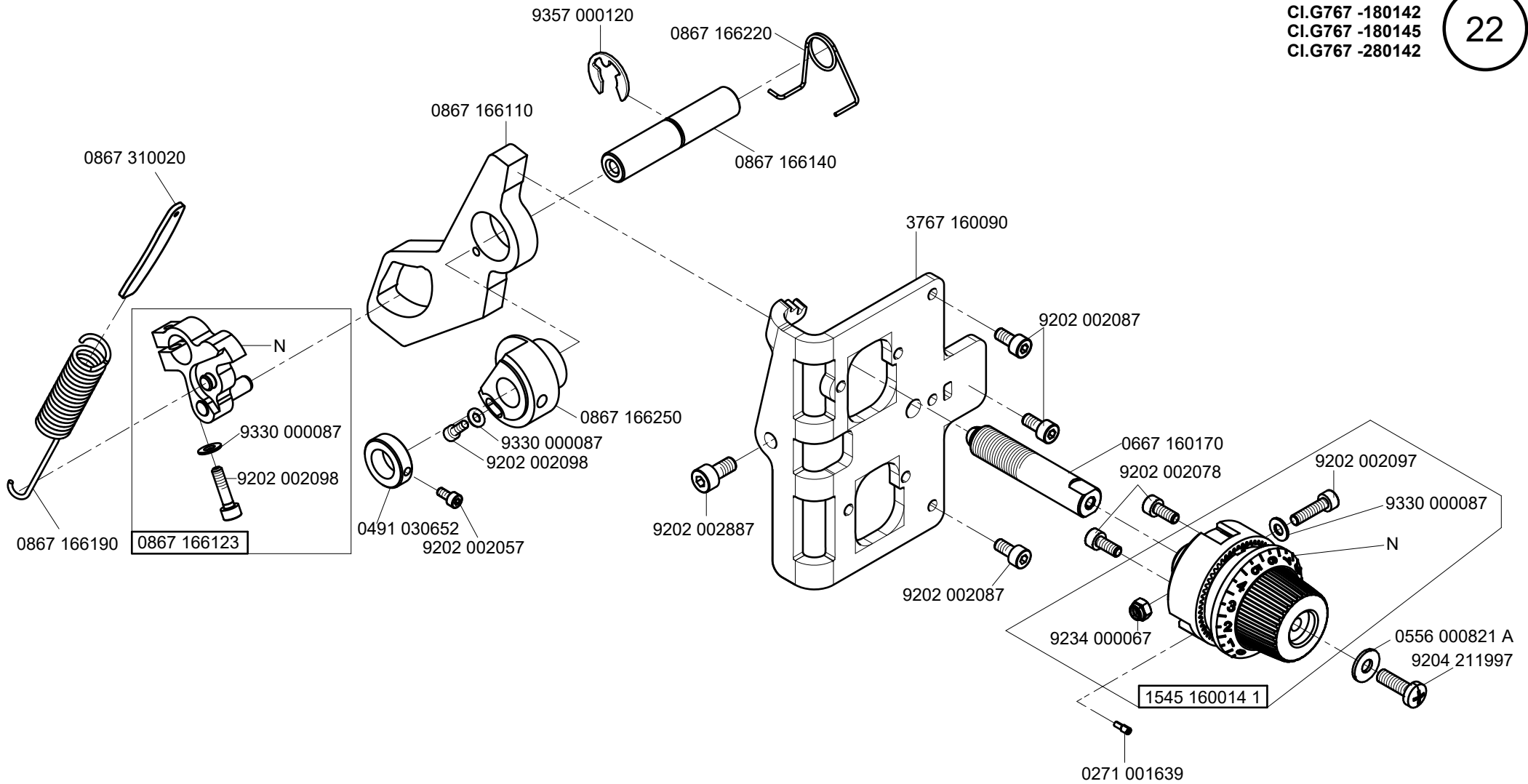
-kleben -stick



-kleben -stick

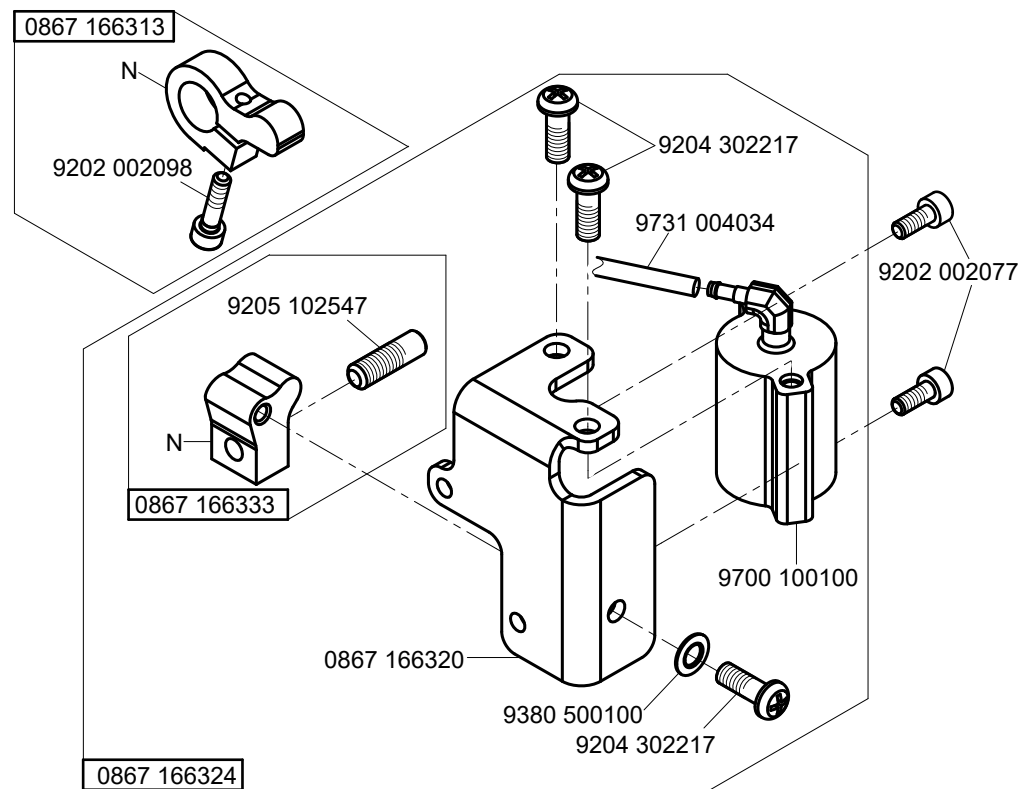


-kleben -stick

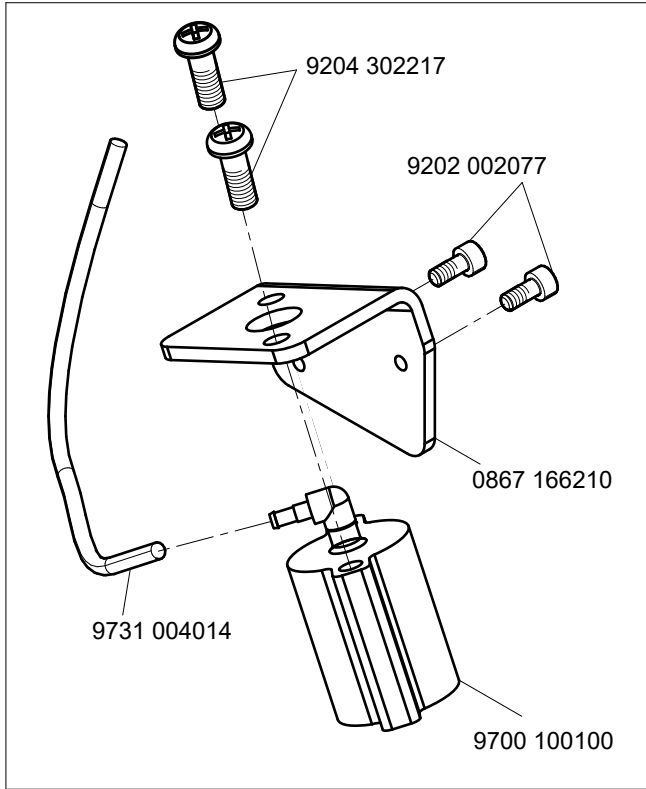
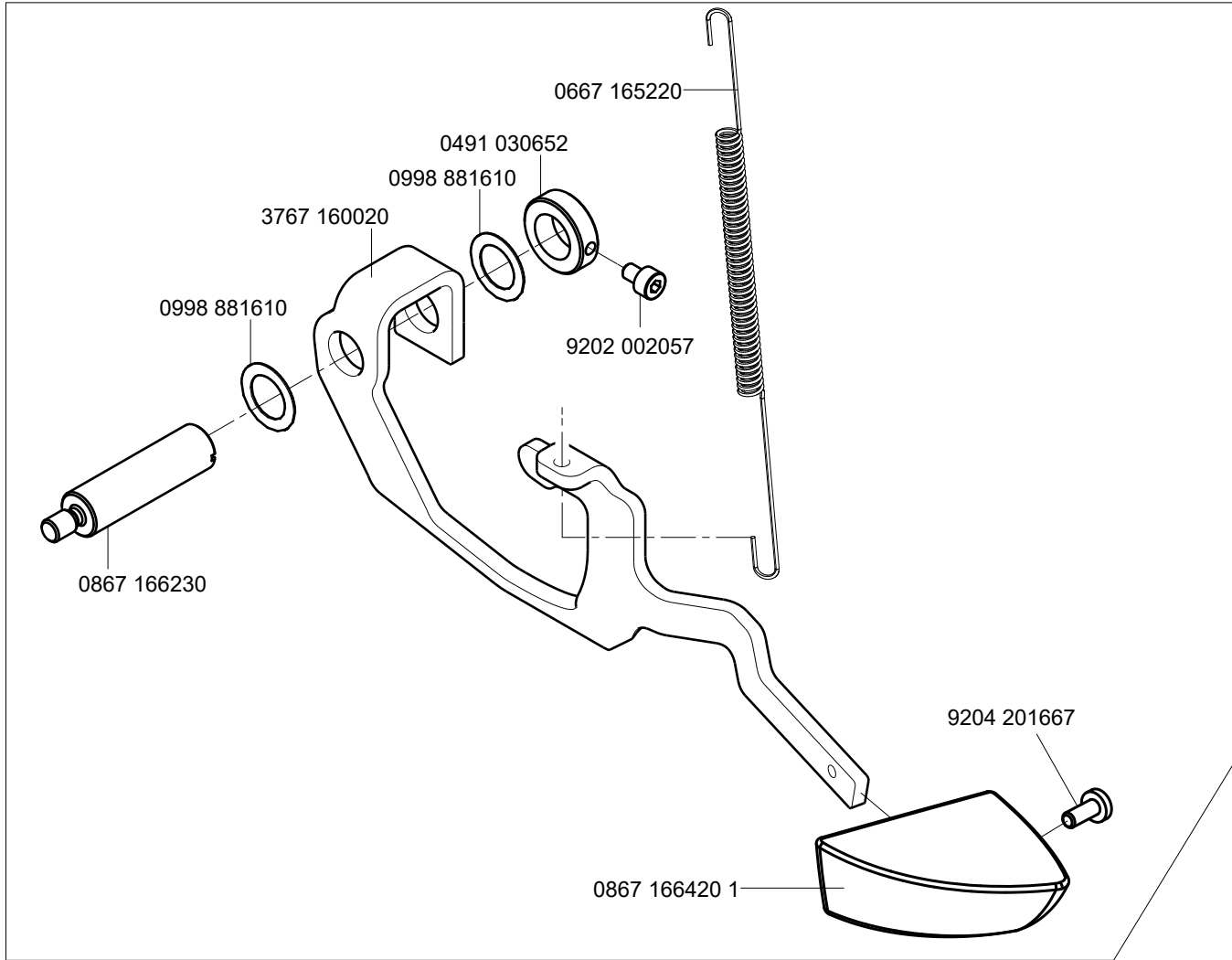


N - nicht als Einzelteil lieferbar  
not available as separate part

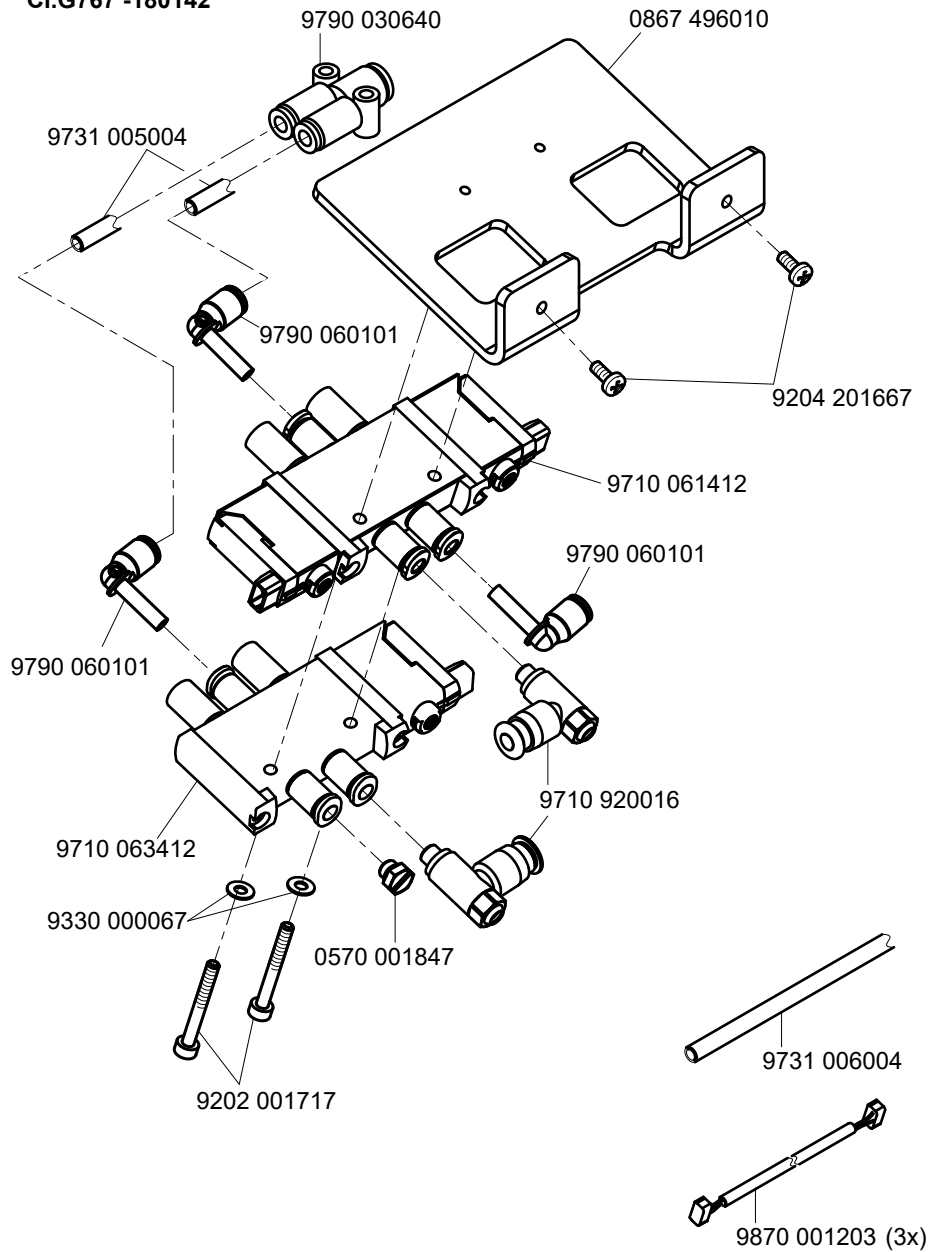




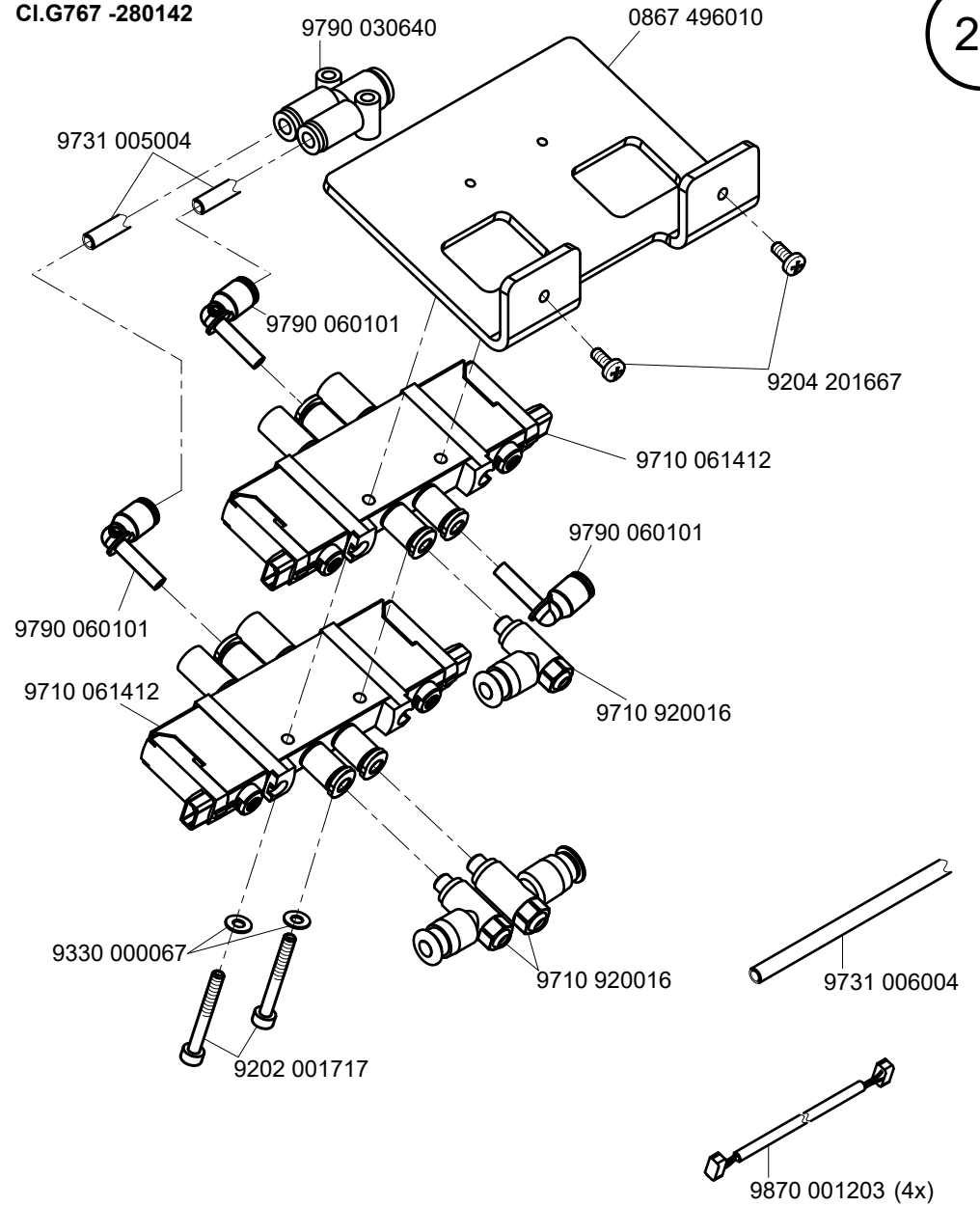
N - nicht als Einzelteil lieferbar  
not available as separate part

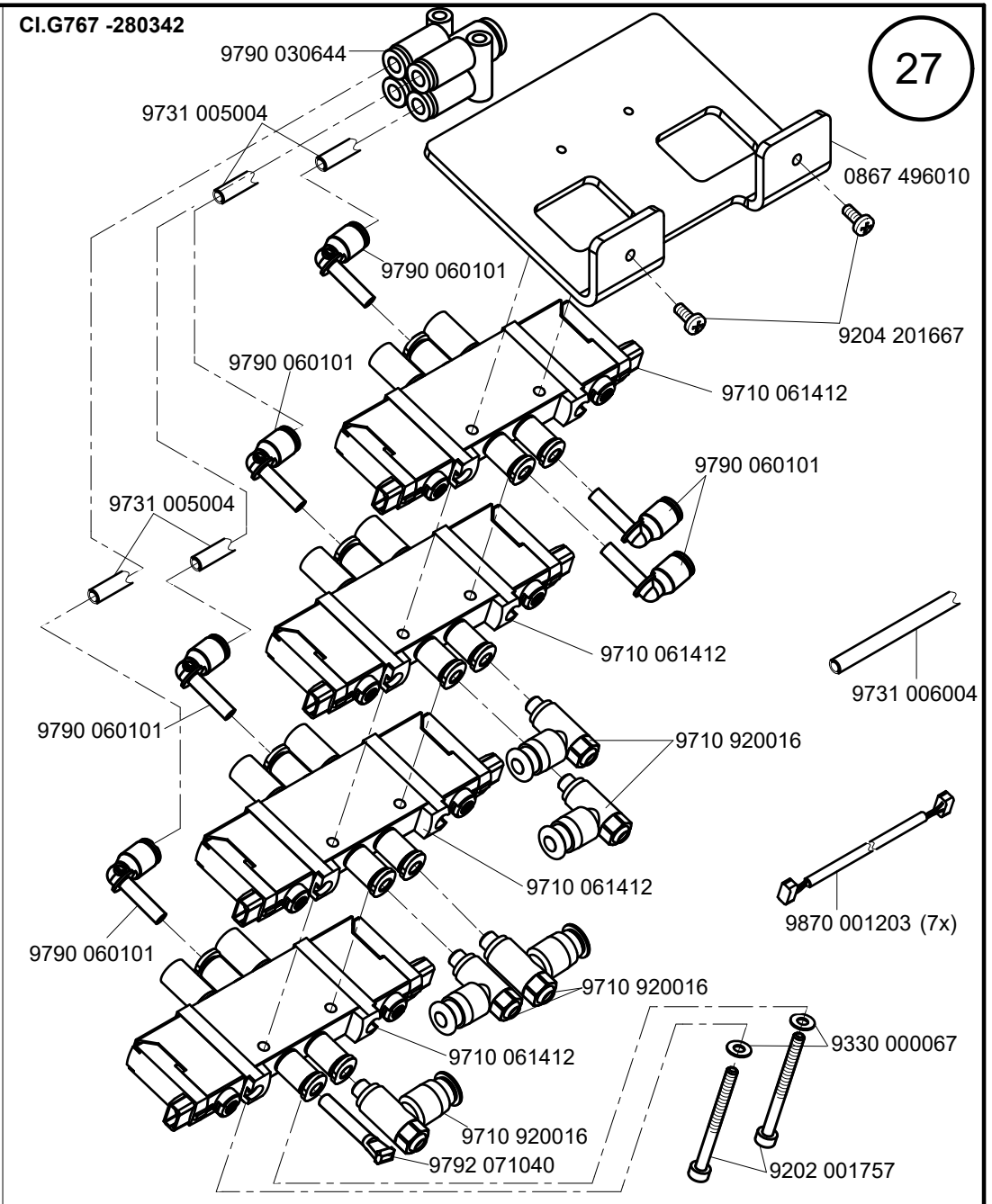
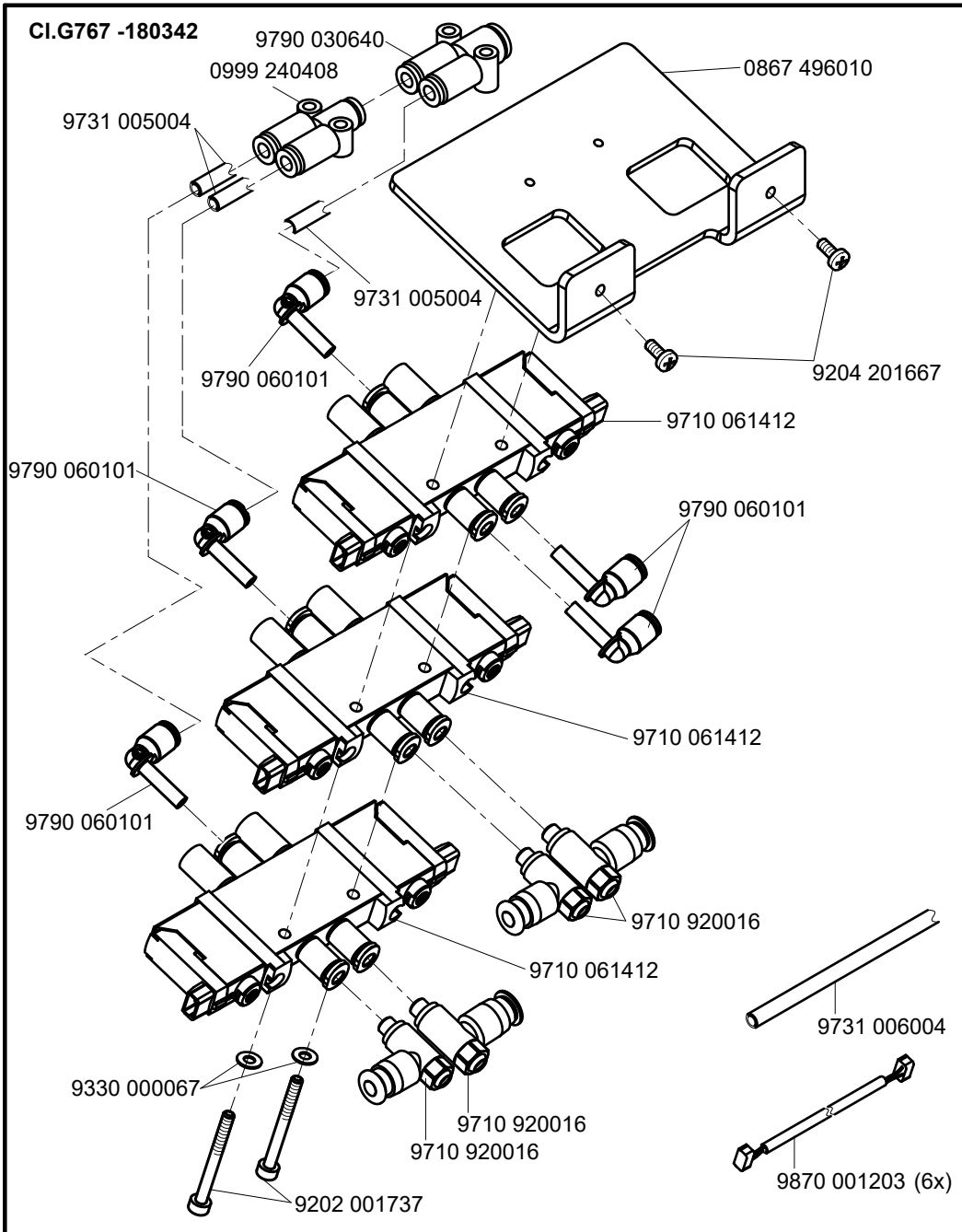


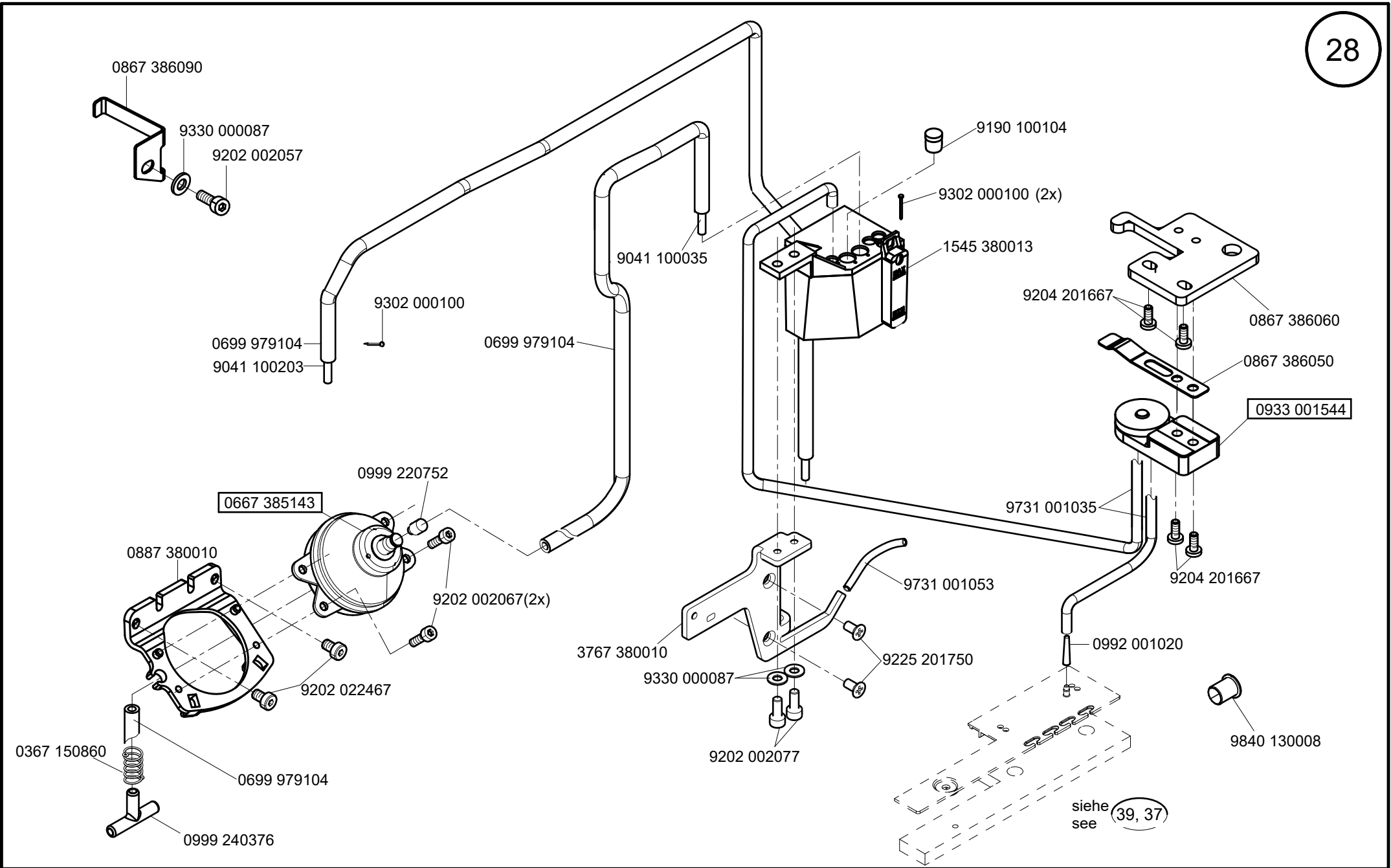
CI.G767 -180142

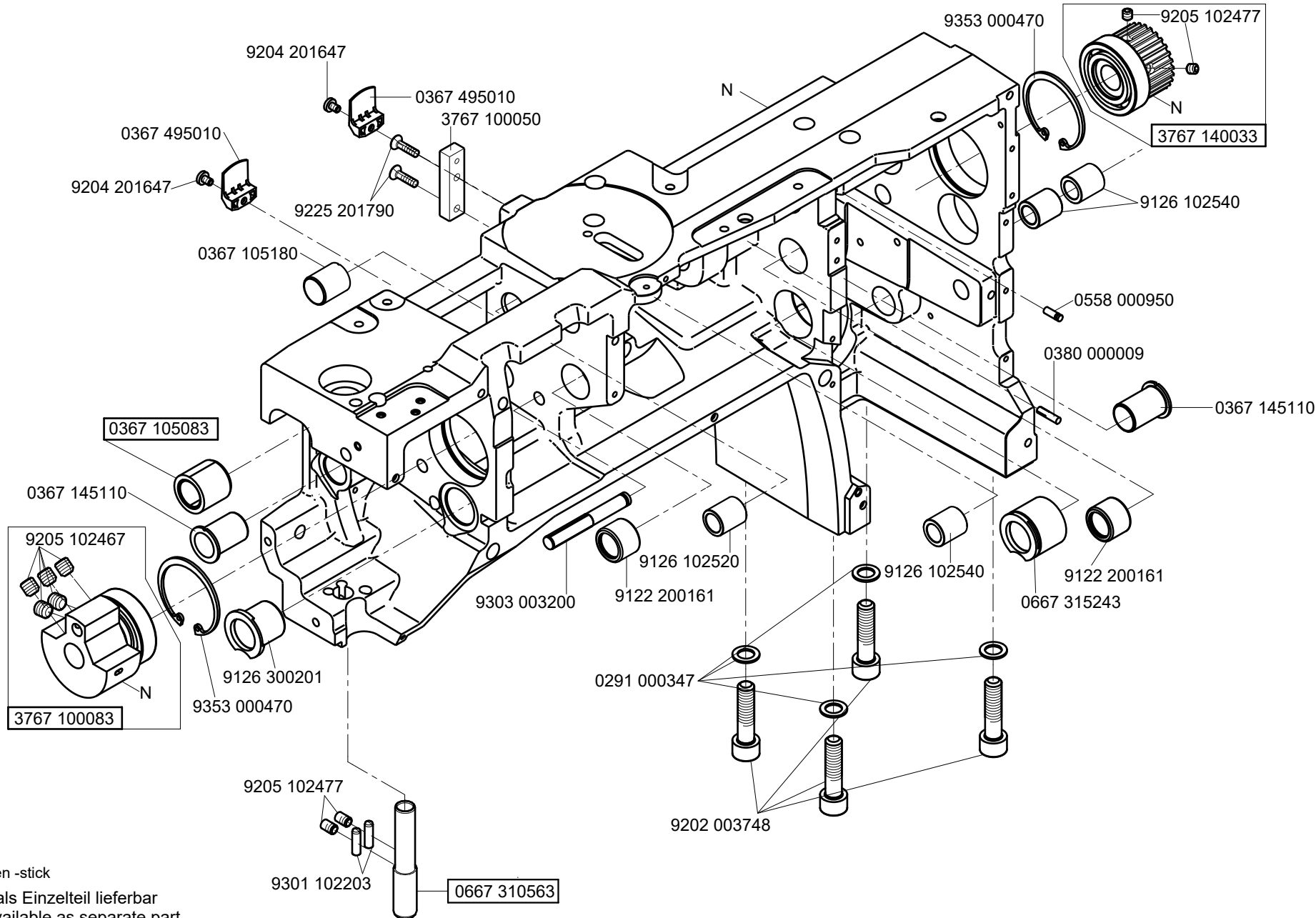



CI.G767 -180145  
CI.G767 -280142



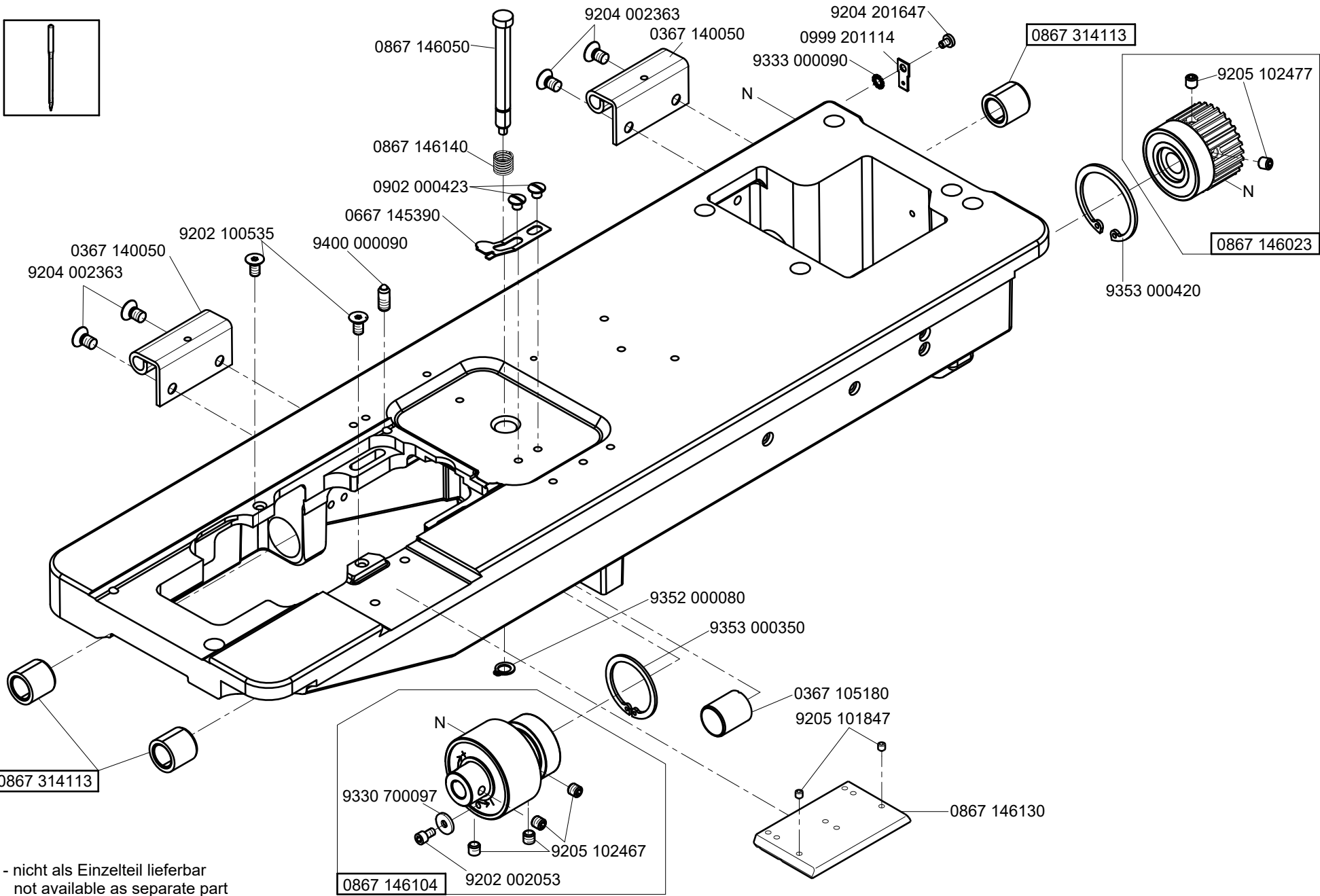





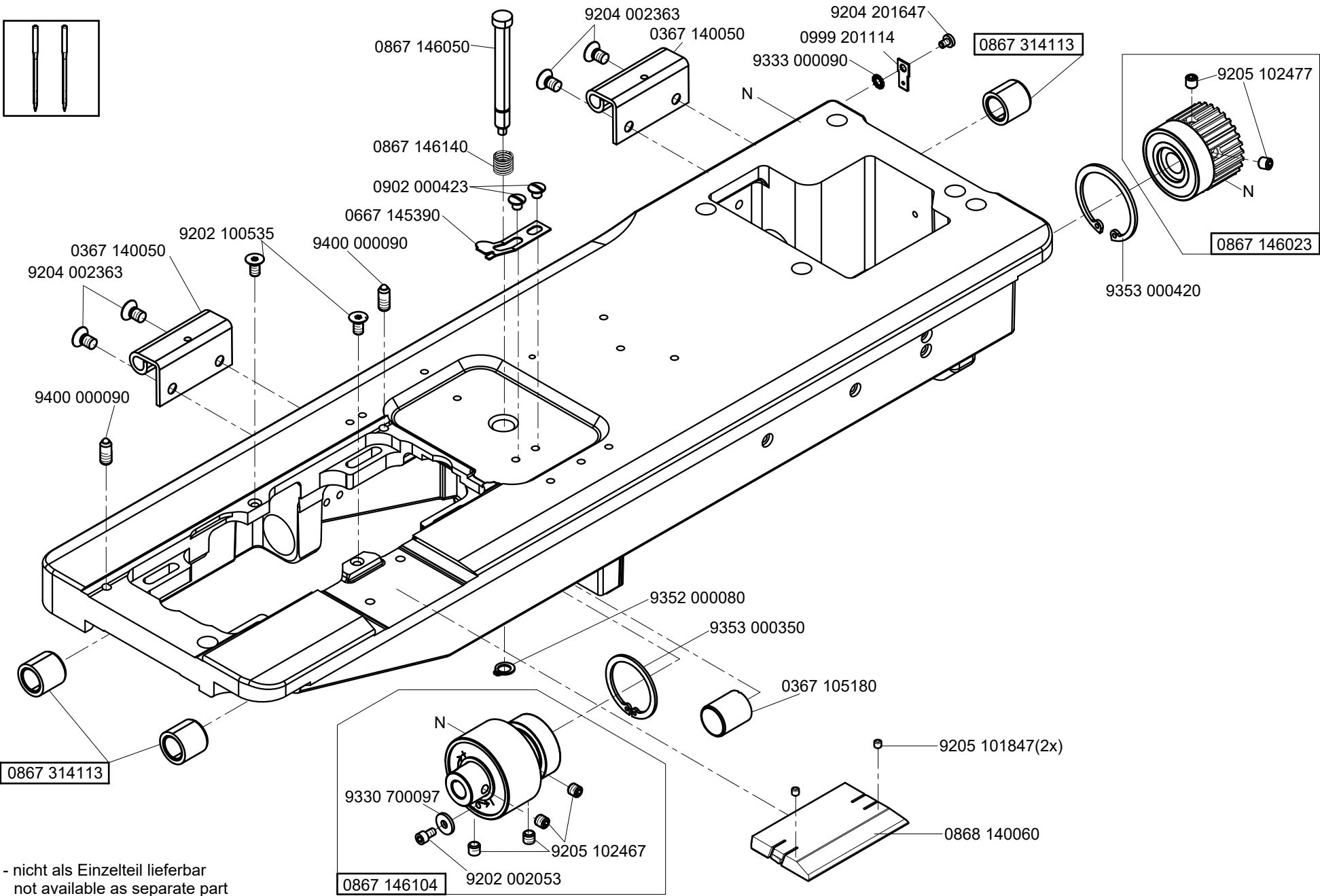
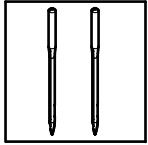


 -kleben -stick

N - nicht als Einzelteil lieferbar  
not available as separate part



N - nicht als Einzelteil lieferbar  
not available as separate part



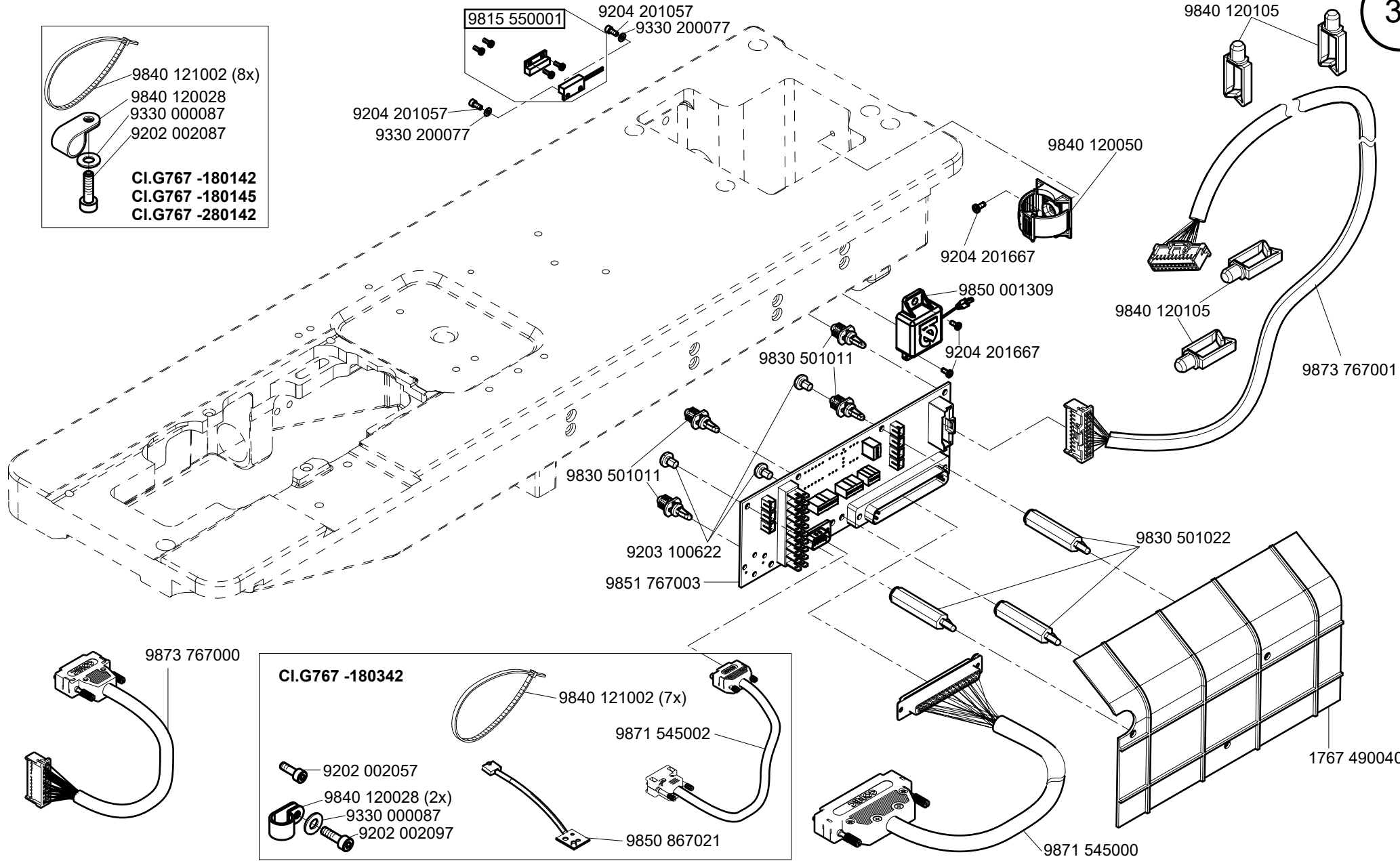
N - nicht als Einzelteil lieferbar  
not available as separate part





9840 121002 (8x)  
 9840 120028  
 9330 000087  
 9202 002087

**CI.G767 -180142**  
**CI.G767 -180145**  
**CI.G767 -280142**

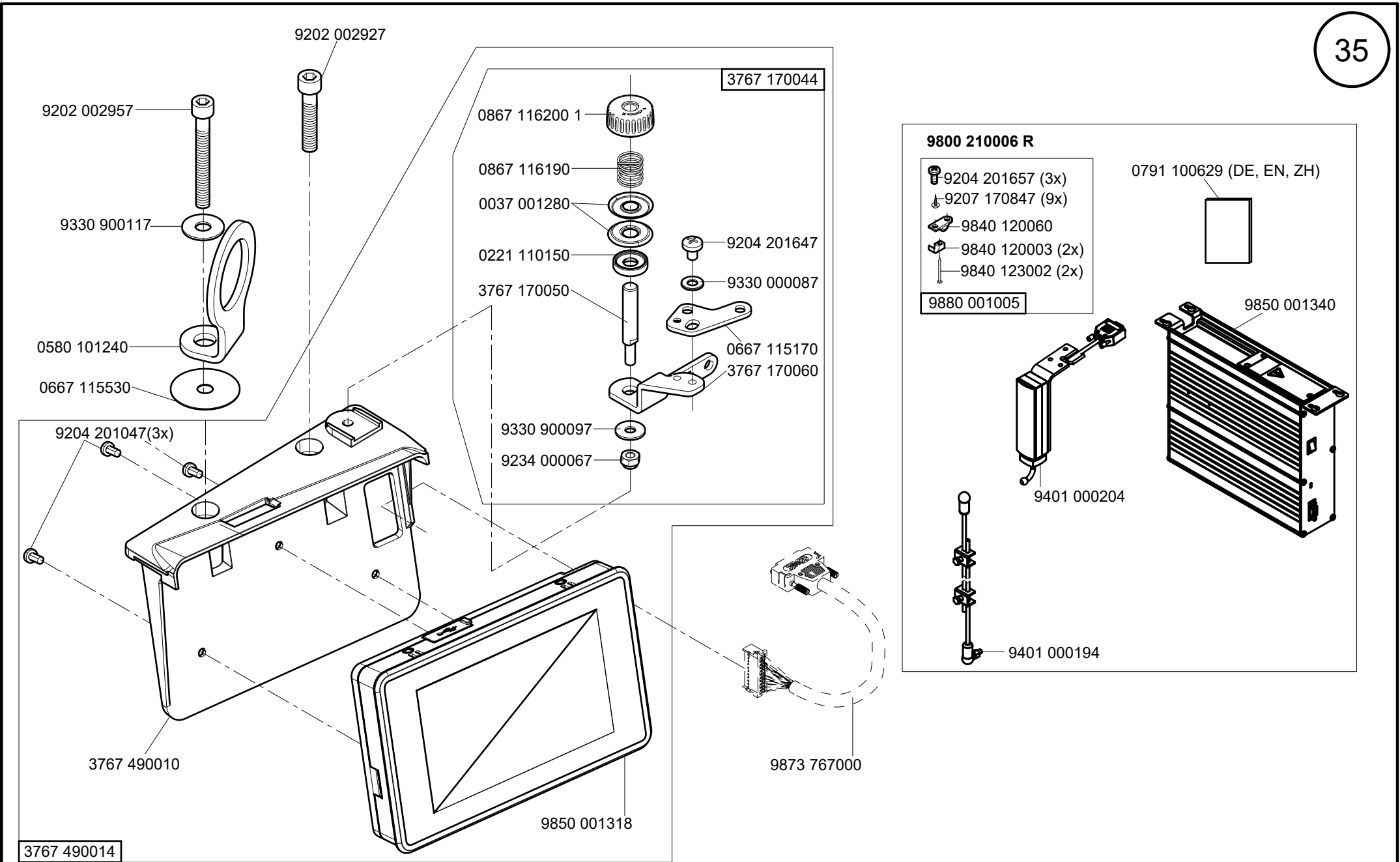


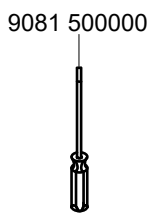
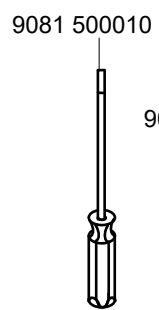
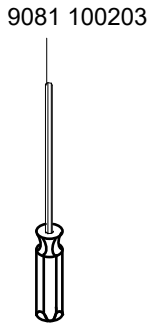
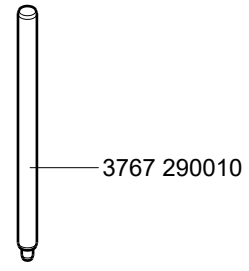
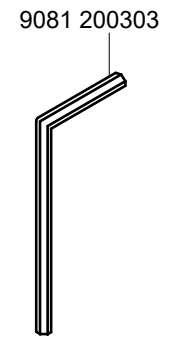
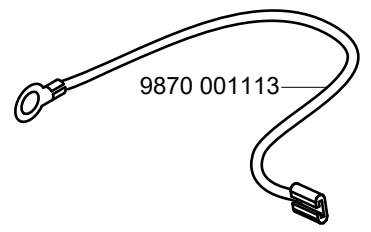
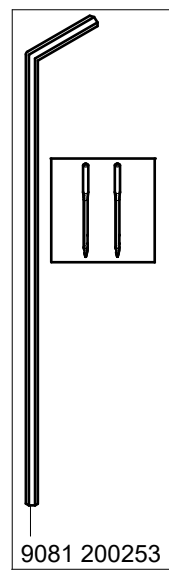
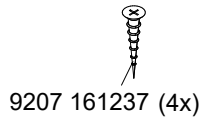
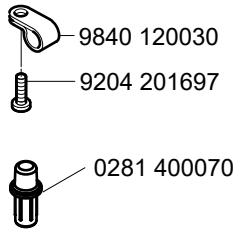

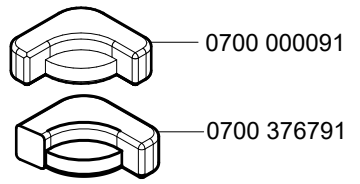
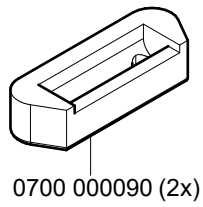
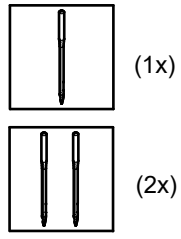
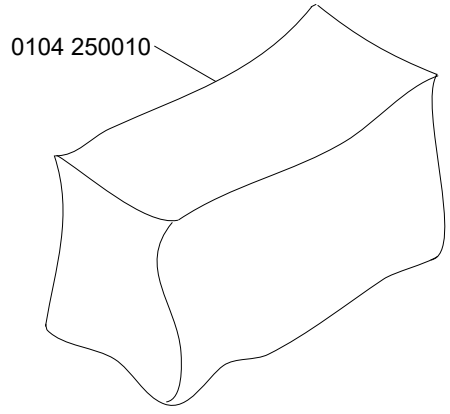
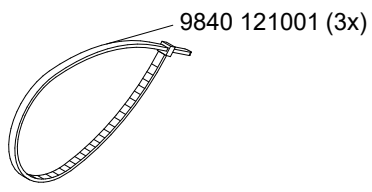
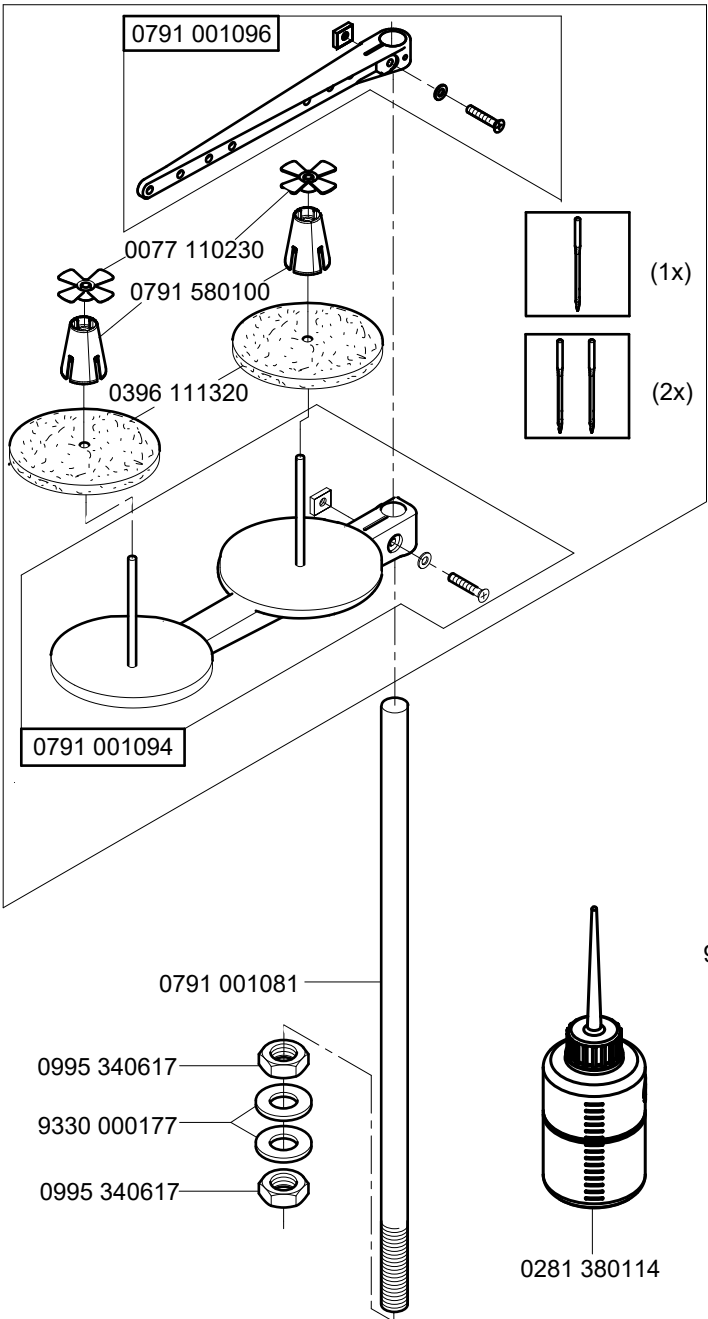
**CI.G767 -180342**

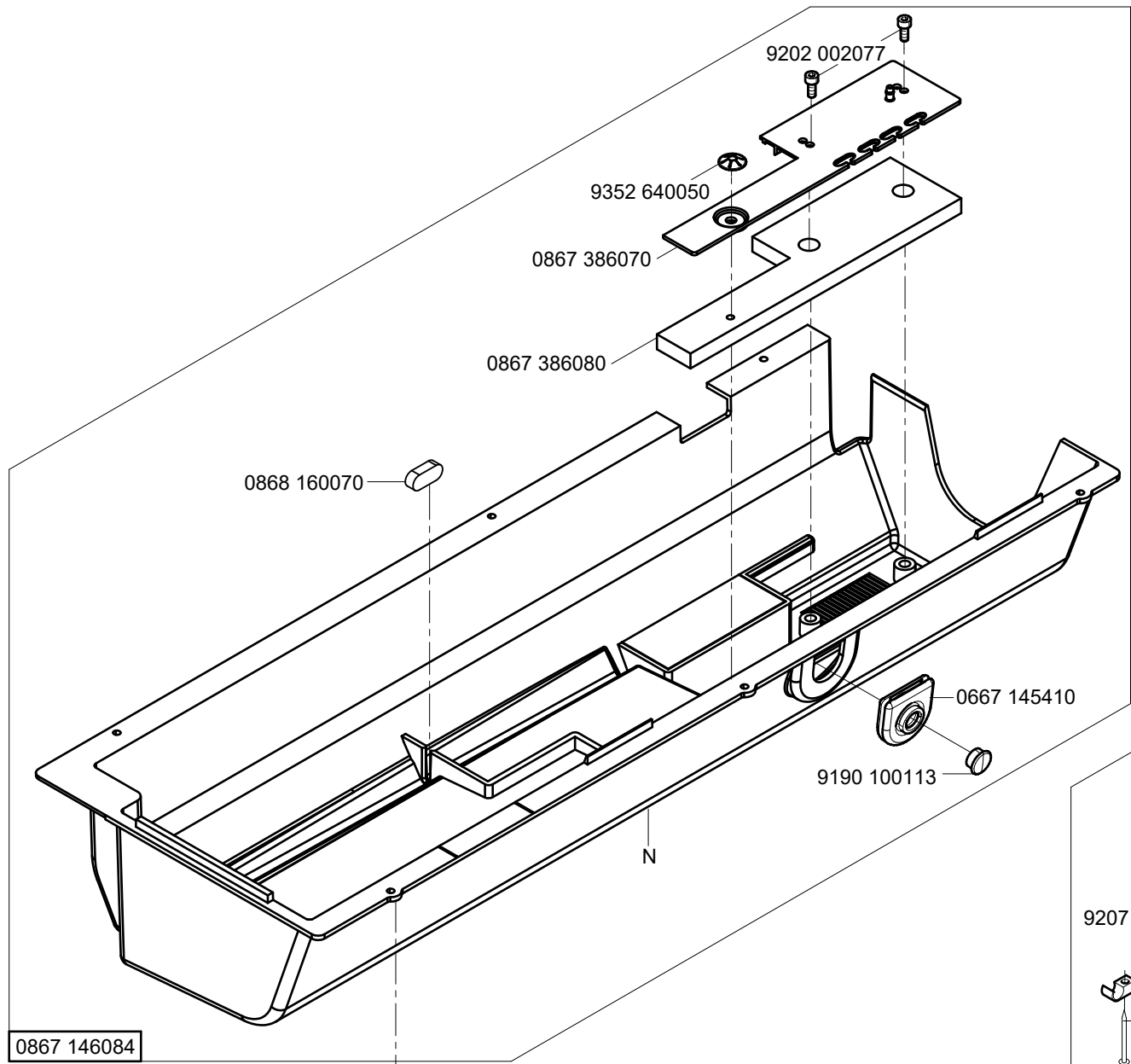
9202 002057  
 9840 120028 (2x)  
 9330 000087  
 9202 002097

9840 121002 (7x)  
 9871 545002  
 9850 867021

CI. G767

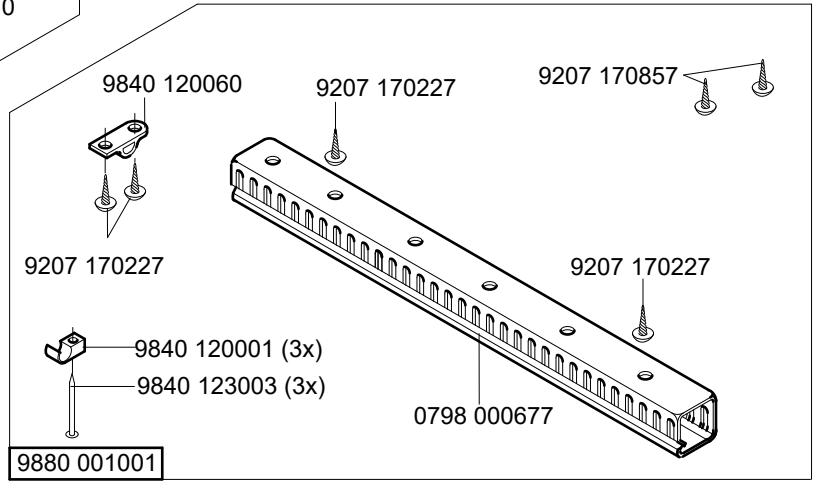




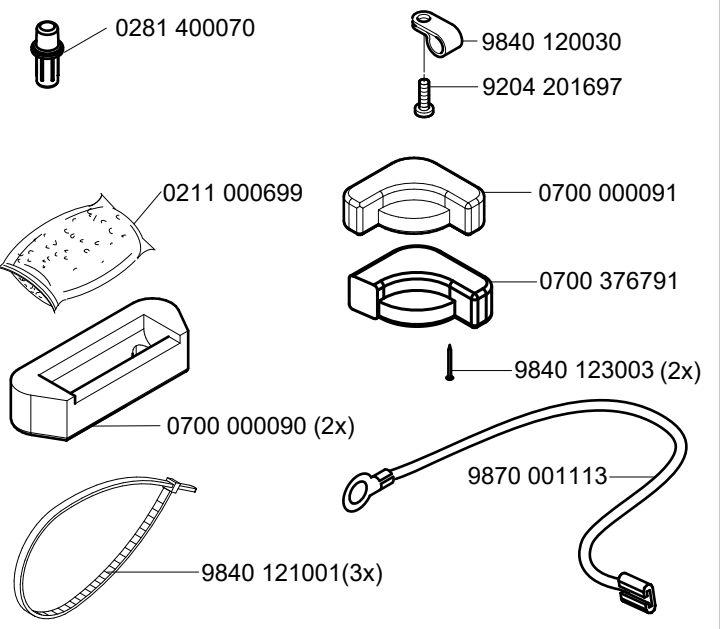
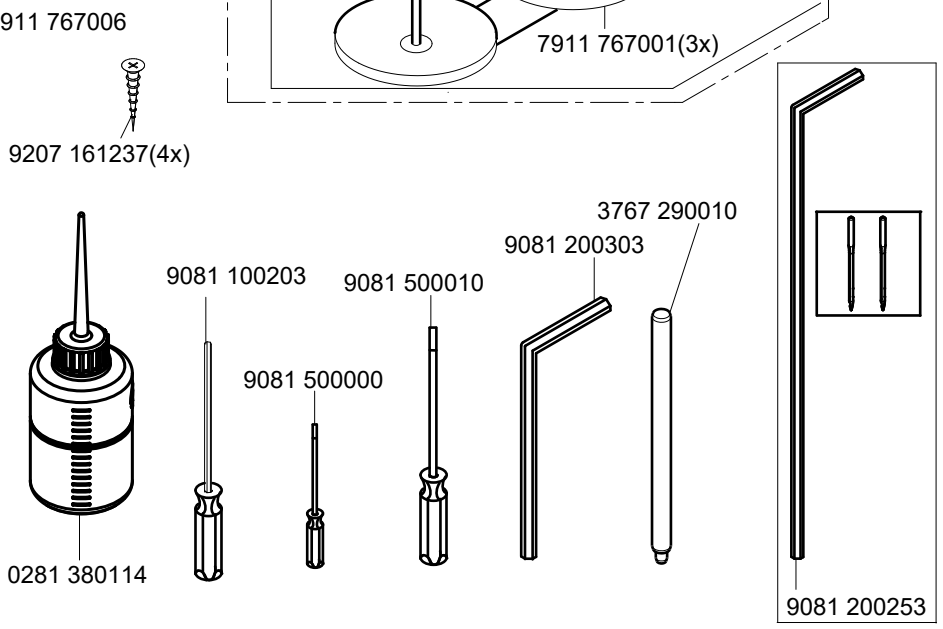
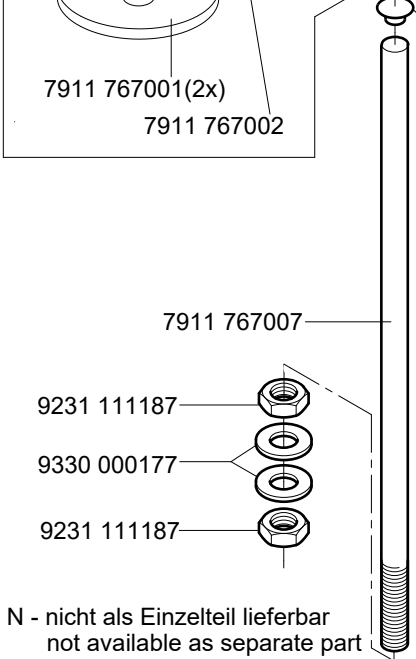
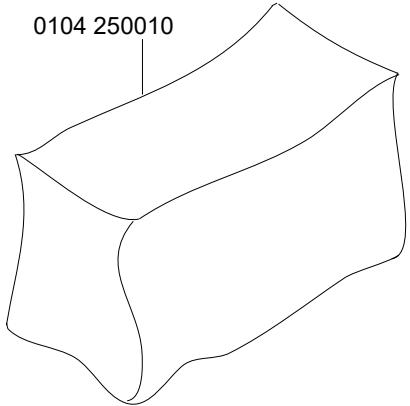
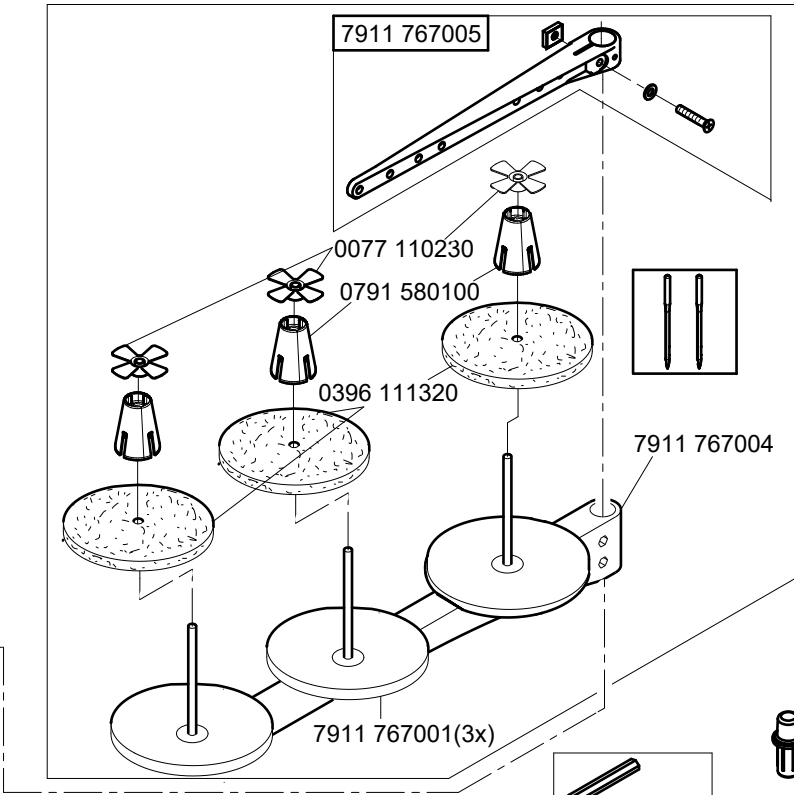
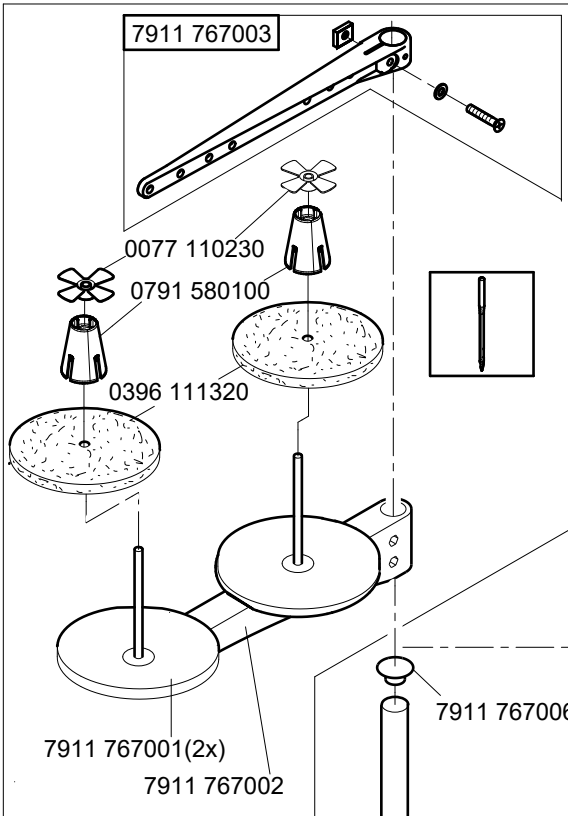


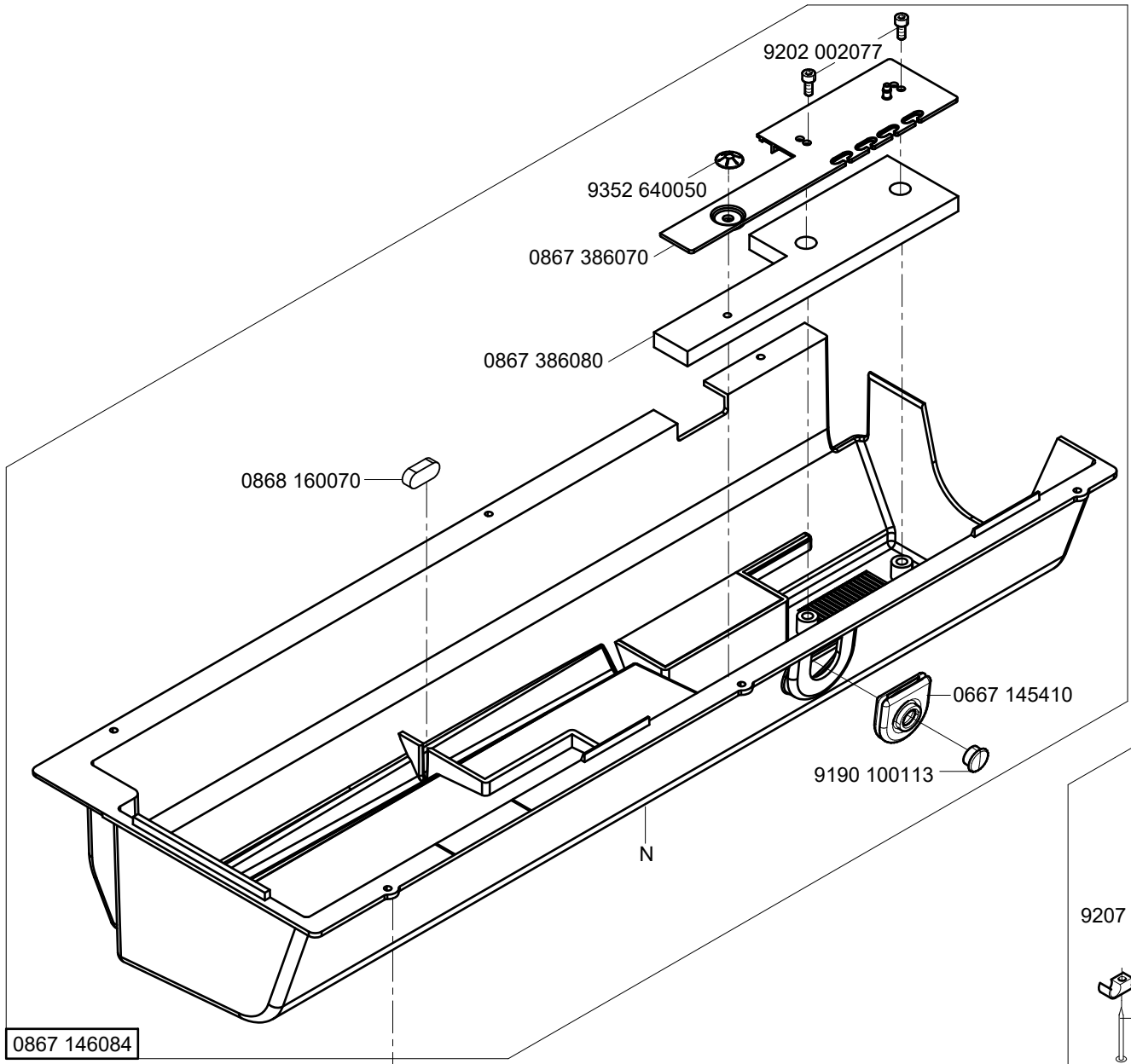
- 9330 000087 (4x)
- 9202 002927
- 9202 002087 (2x)

- 0999 240392
- 9330 000107
- 9202 002937

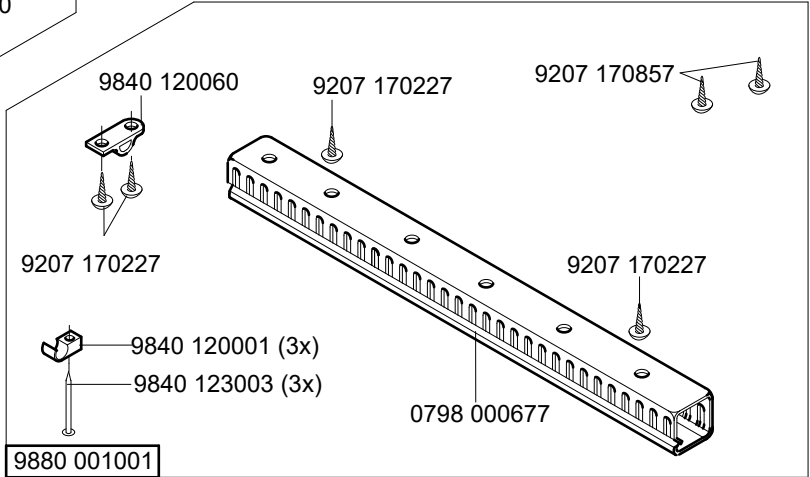


N - nicht als Einzelteil lieferbar  
not available as separate part



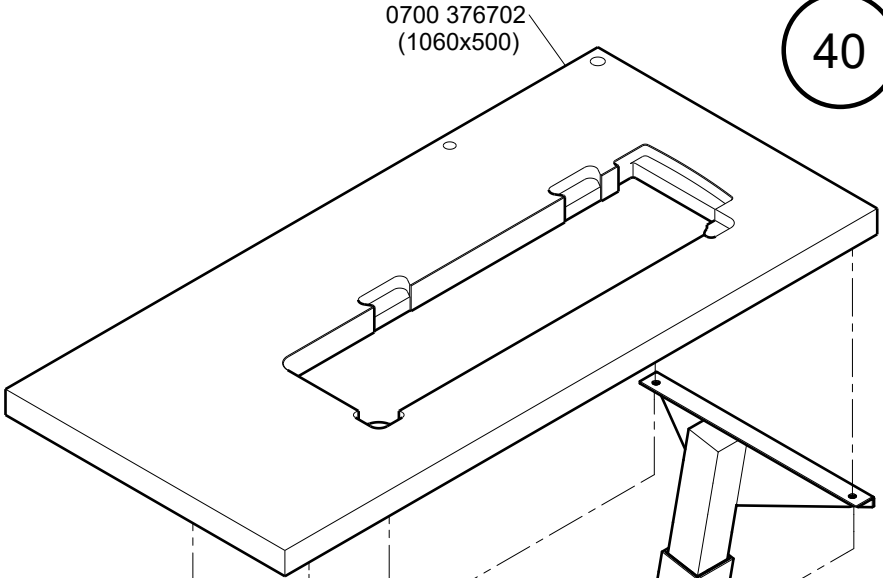
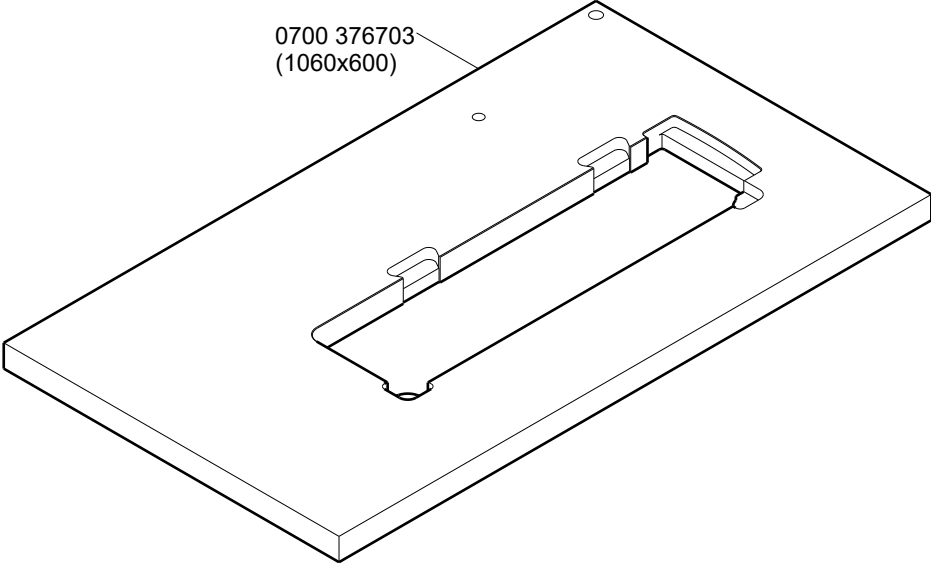


- 0999 240392
- 9330 000107
- 9330 000087 (4x)
- 9202 002937
- 9202 002087 (2x)
- 9202 002927

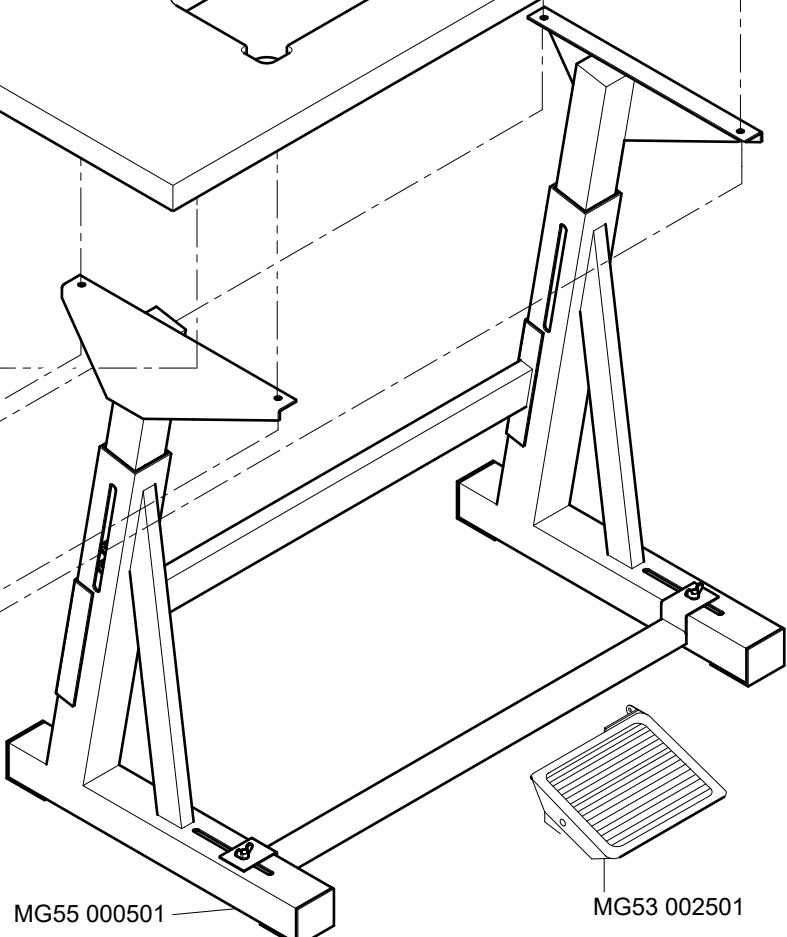
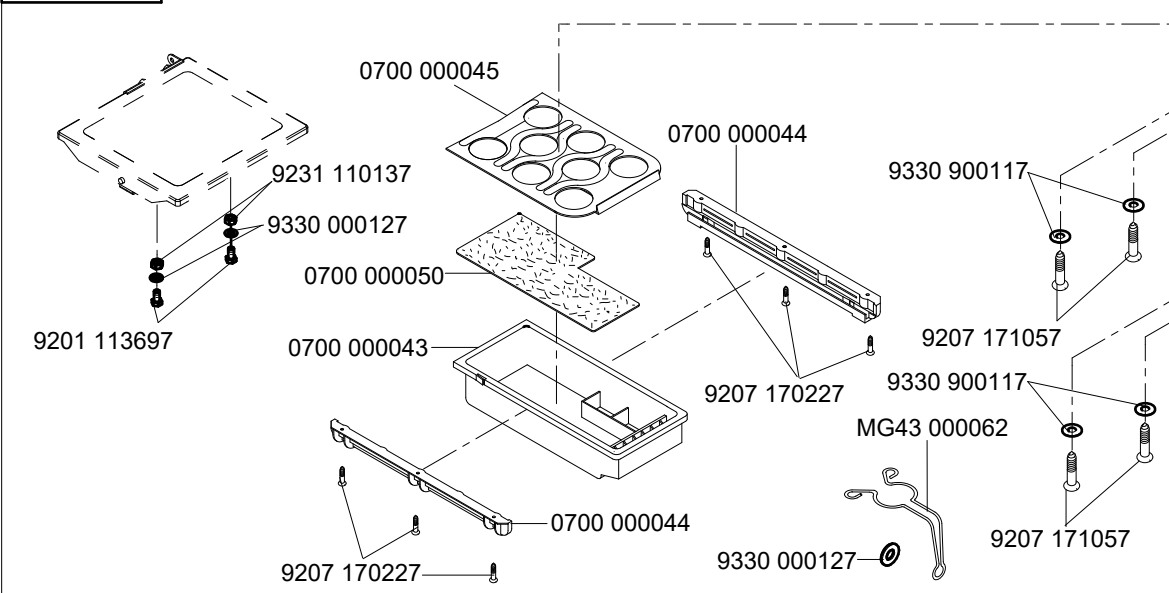


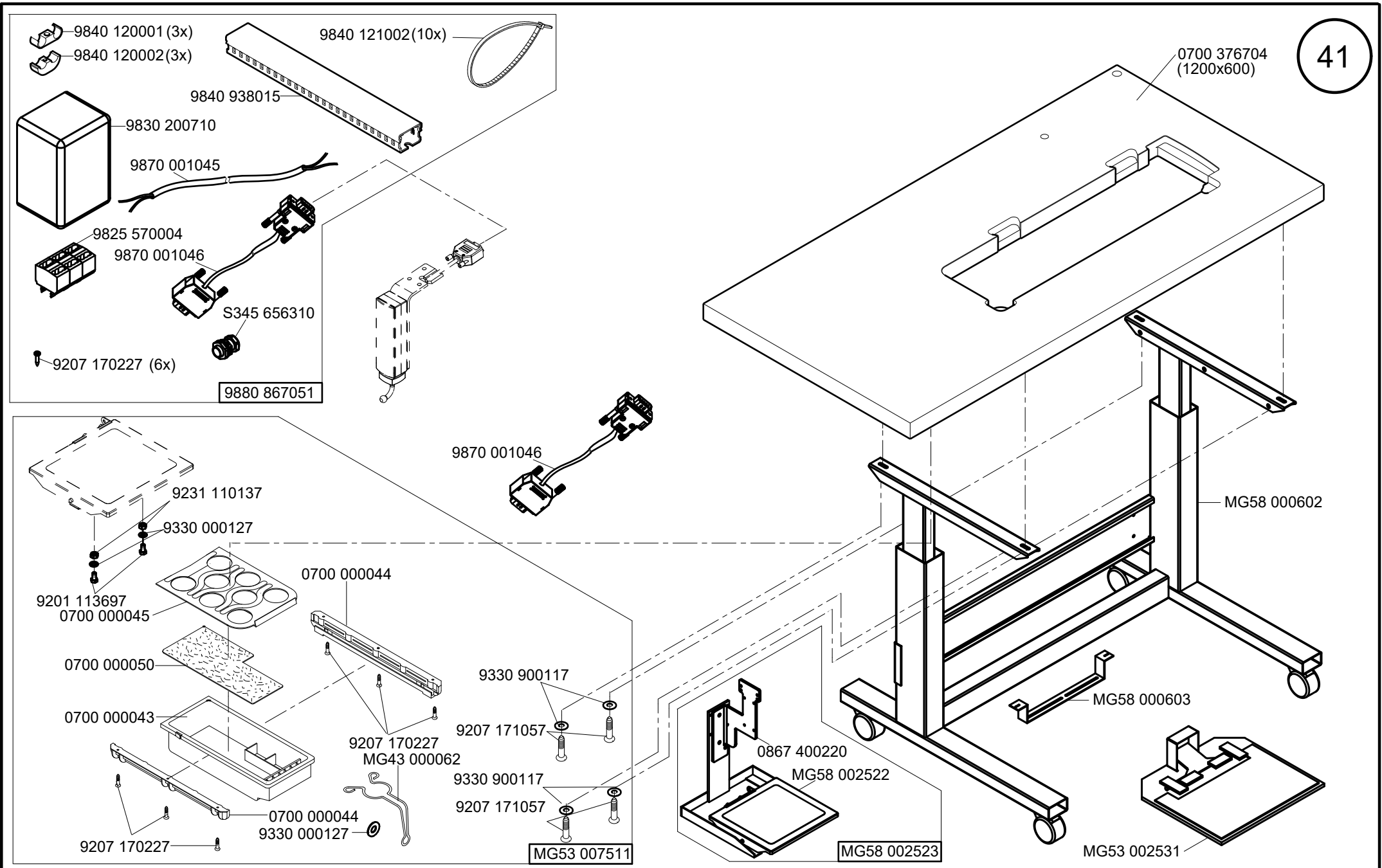
0867 146084  
N - nicht als Einzelteil lieferbar  
not available as separate part

9206 100637 (6x)



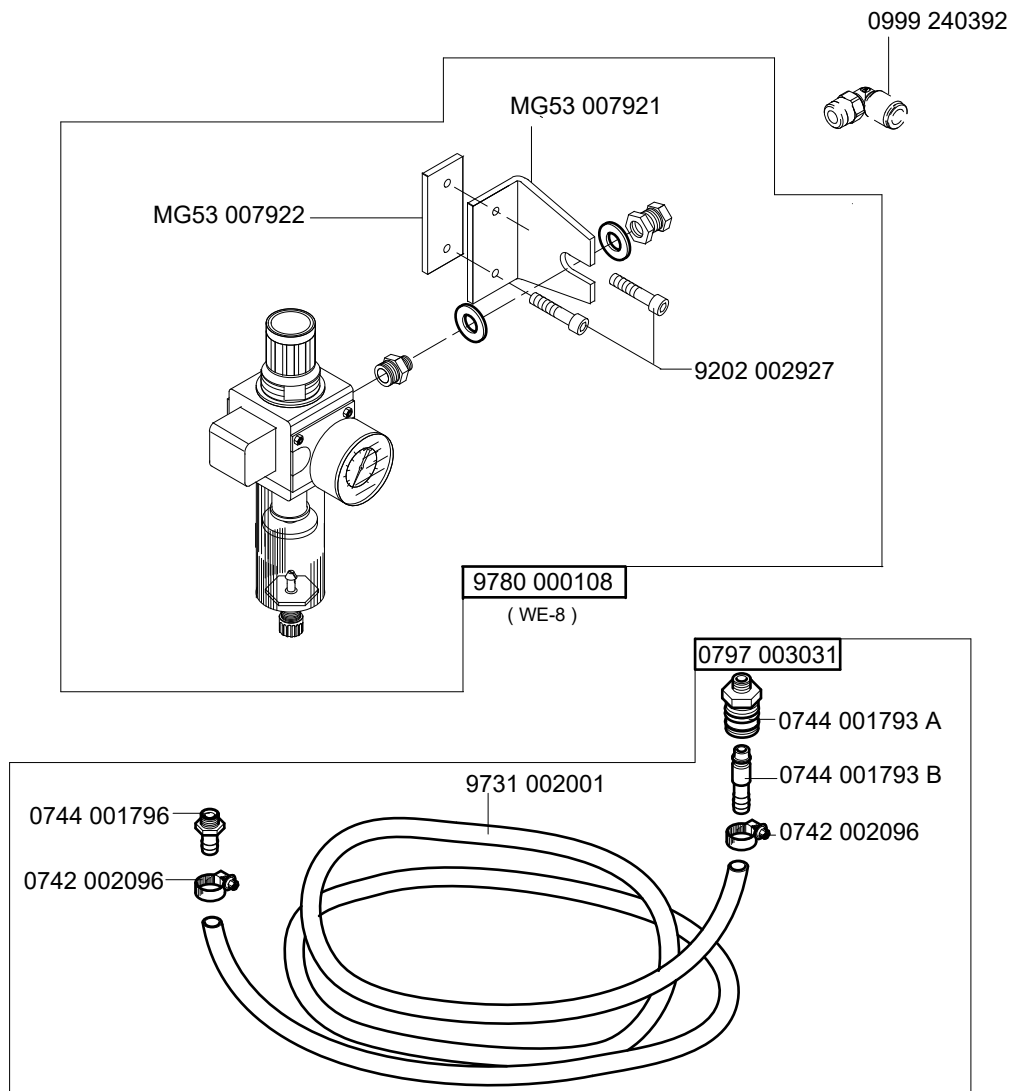
MG53 007511

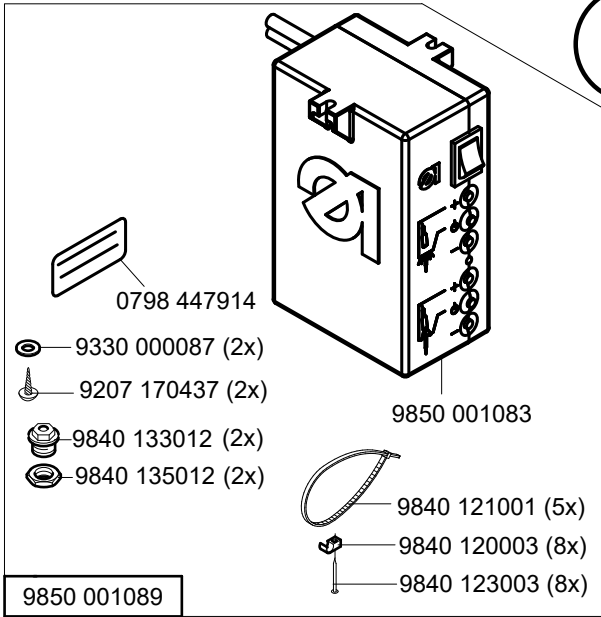
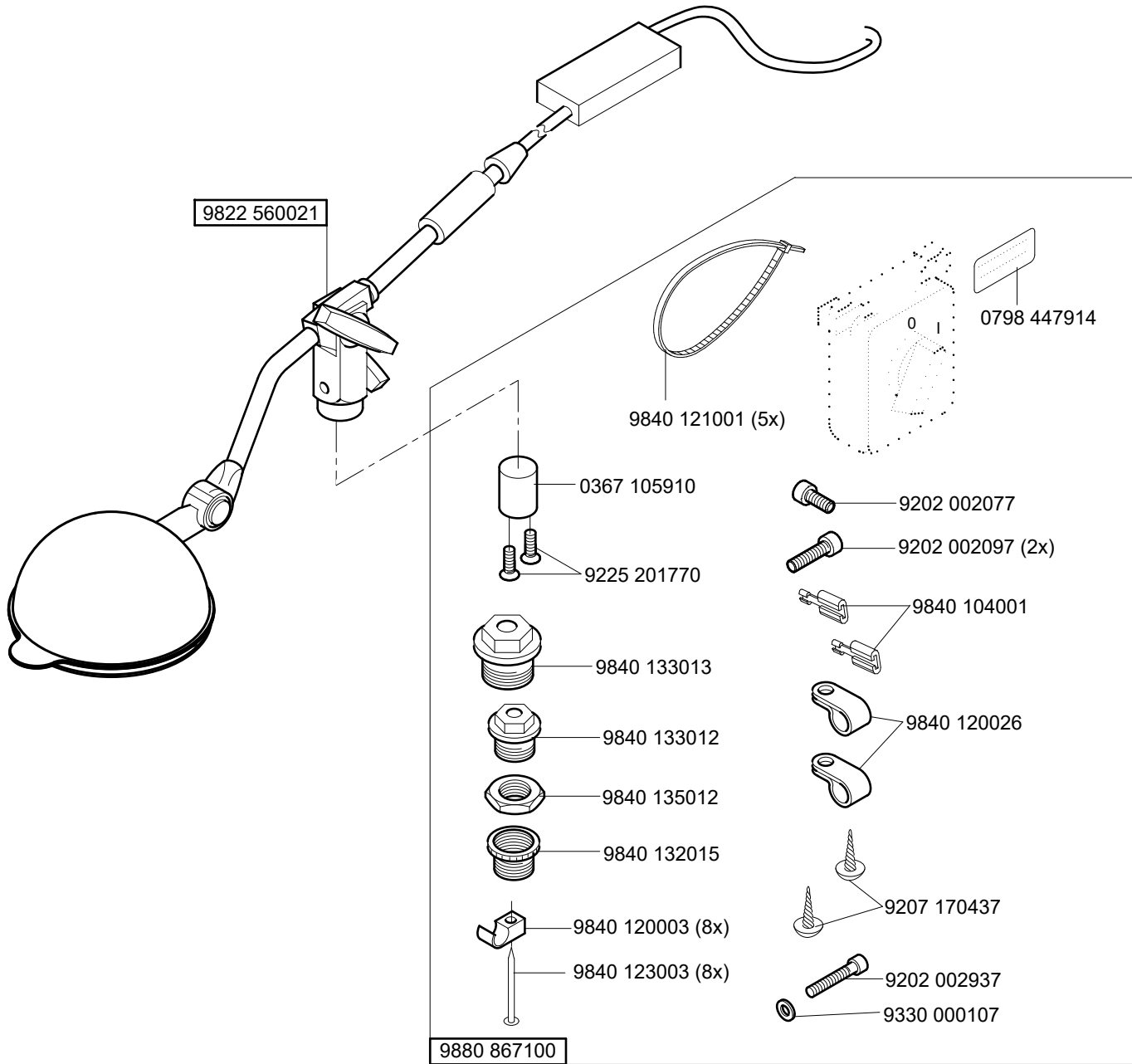


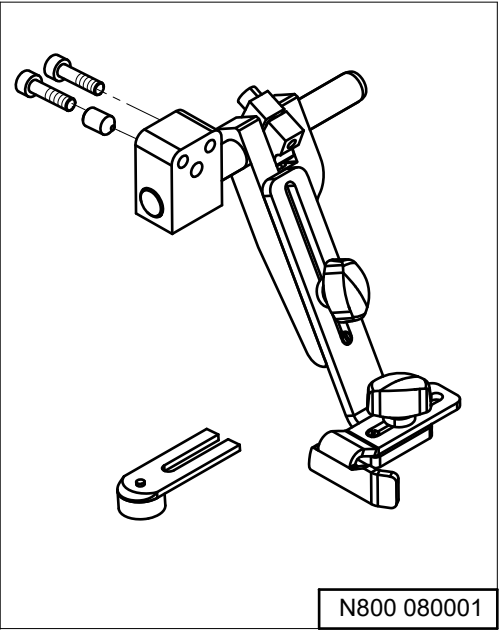
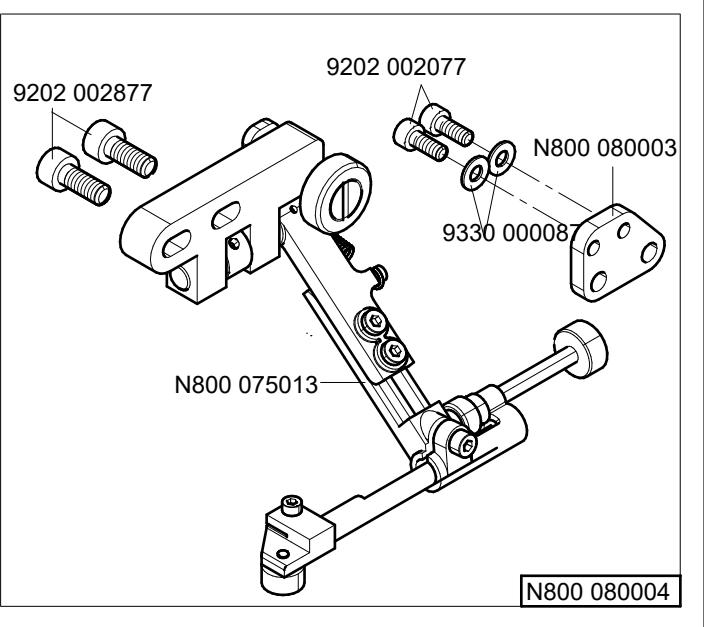
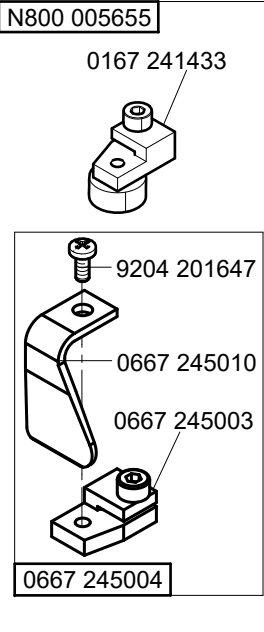
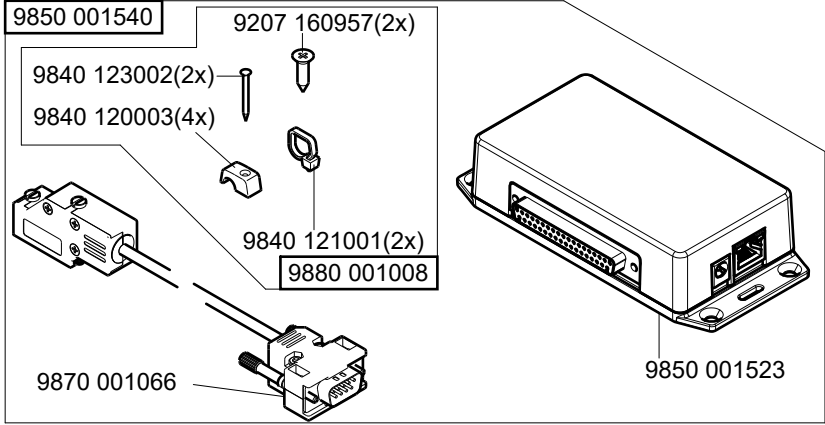
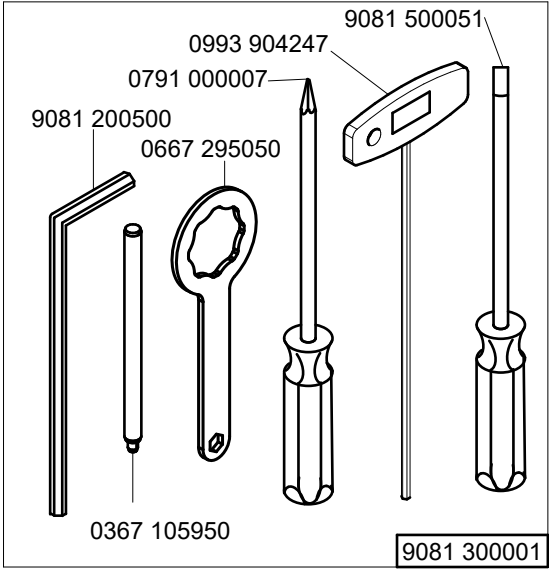
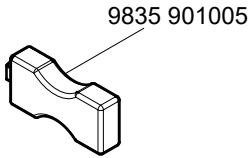


Cl. G767

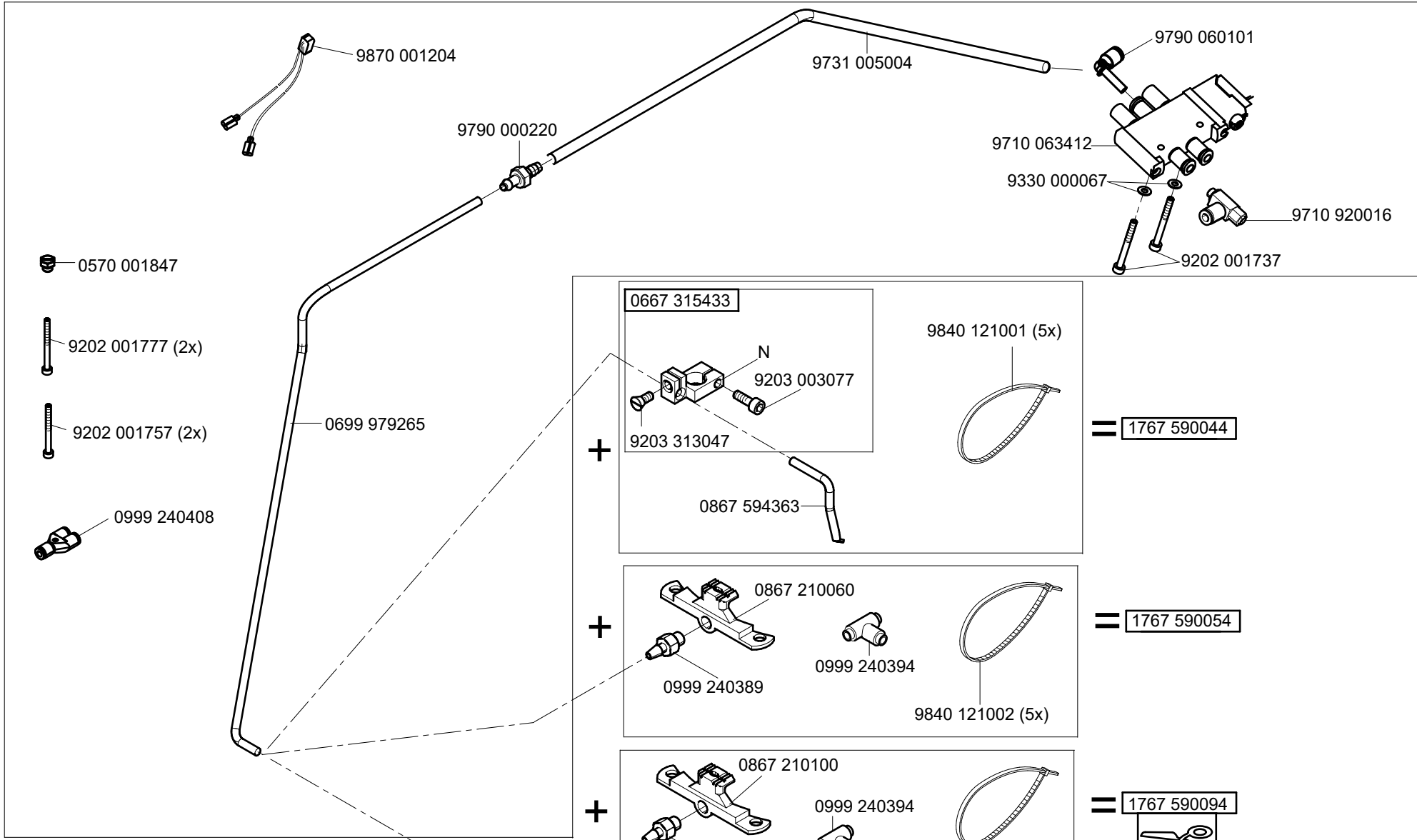
auf Wunsch  
on request



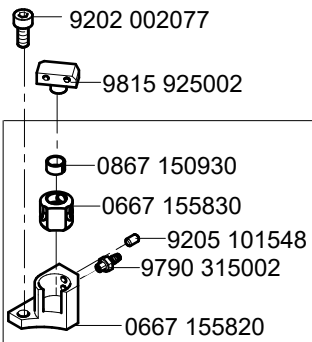
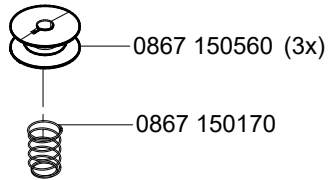
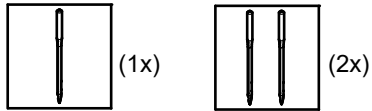
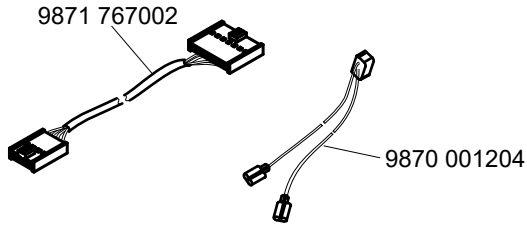
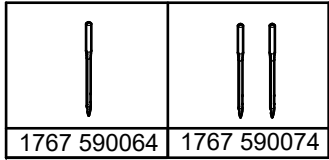




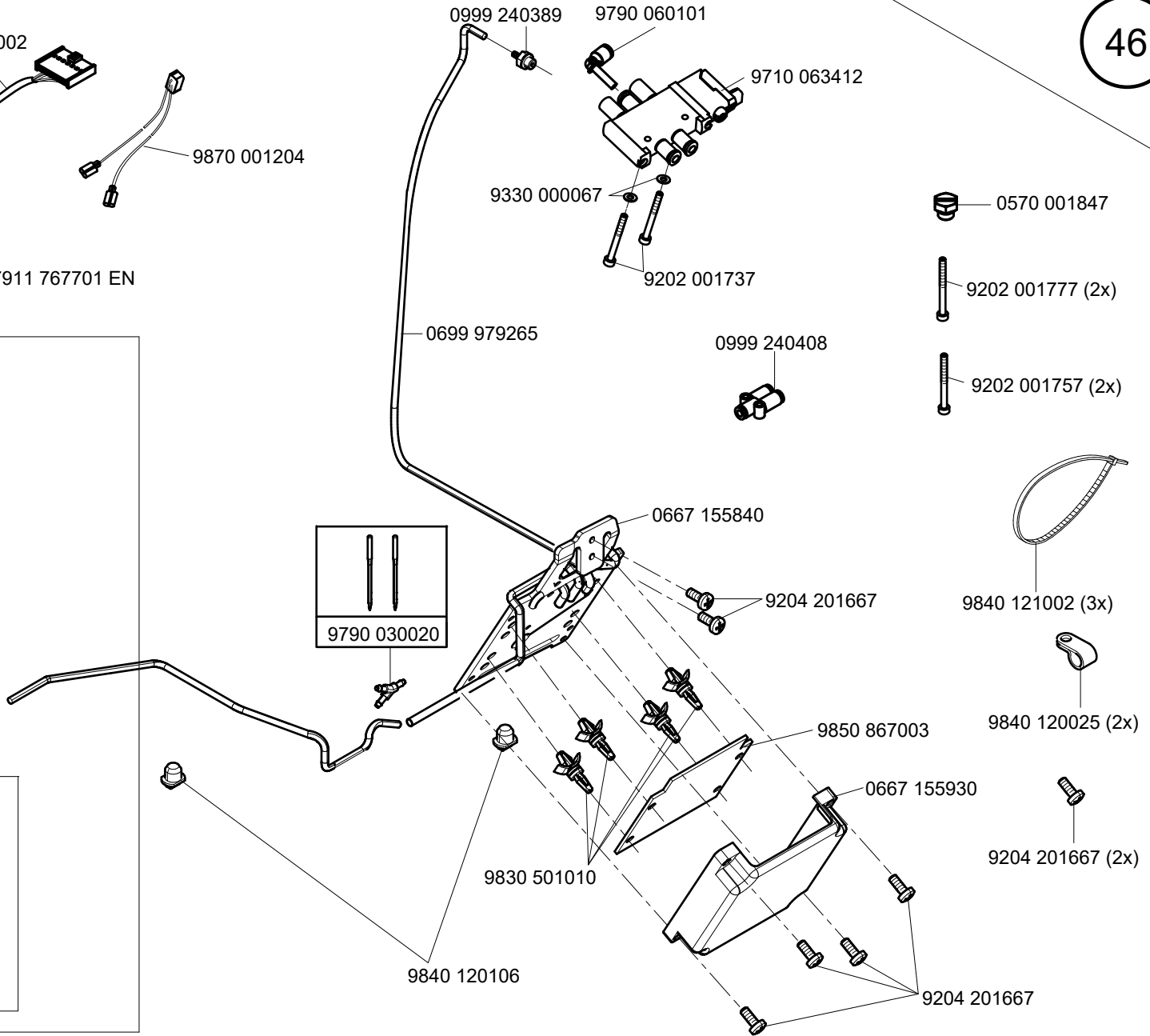
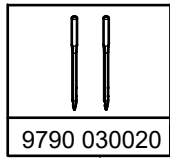
N - nicht als Einzelteil lieferbar  
not available as separate part

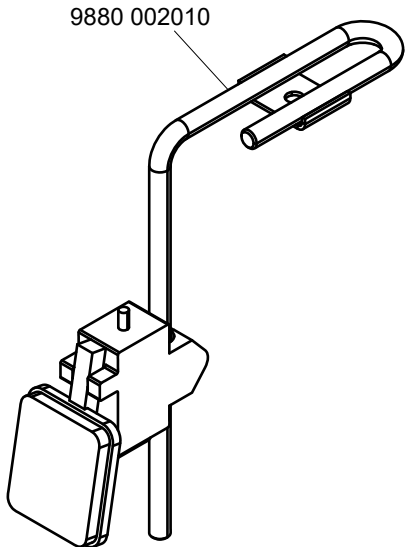


N - nicht als Einzelteil lieferbar  
not available as separate part





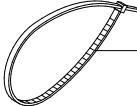




0667 155824





9870 001301

	9825 190113		9840 133012
			9840 135012
	9840 120003 (3x)		9840 121002 (3x)
	9840 123002 (3x)		9207 170437 (2x)

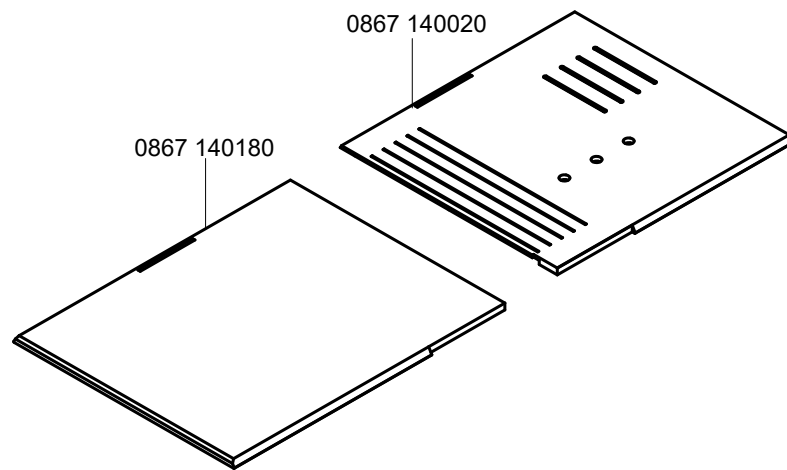
Part No./Teile-Nr.	Table/Tafel	Part No./Teile-Nr.	Table/Tafel	Part No./Teile-Nr.	Table/Tafel	Part No./Teile-Nr.	Table/Tafel
0037 001280	17,18,19,20, 21,35	0367 315130	3	0667 150850	8,9	0667 175034	16
		0367 315223	3,4,5,6	0667 150870	8	0667 175040	16
0077 110230	36,38	0367 495010	29	0667 155100	10,11,12,13	0667 175060	16
0099 004910	17,18,19,20, 21	0380 000009	29	0667 155114	10,12	0667 235010	2
		0396 111320	36,38	0667 155390	10,11,12,13	0667 245003	44
0104 250010	36,38	0467 110220	17,18,19,20, 21	0667 155403	12,13	0667 245004	44
0167 241433	44			0667 155424	10,11,12,13	0667 245010	44
0211 000648	12,13	0467 150440	8,9	0667 155440	10,12	0667 295050	44
0211 000699	36,38	0480 350200	14	0667 155450	11,13	0667 310563	29
0216 000591	16	0480 350214	14	0667 155460	12,13	0667 315053	3
0221 110150	35	0491 030652	22,23,25	0667 155474	12	0667 315113	3
0244 000700	3,4,5,6	0556 000821 A	22,23	0667 155484	13	0667 315174	7
0249 008403	17,18,19	0558 000950	29	0667 155490	10,11,12,13	0667 315243	29
0271 000199	17,18,19,20, 31	0570 001847	26,45,46	0667 155530	10,11,12,13	0667 315253	4
		0580 101240	35	0667 155540	10,11,12,13	0667 315294	3
0271 000200	32,33	0667 110080	17,18,19	0667 155550	10,11,12,13	0667 315314	3
0271 000275	16	0667 115170	35	0667 155634	8	0667 315433	45
0271 001639	22,23	0667 115250	17,18,19,20, 21	0667 155720	11,13	0667 355103	14
0281 380114	36,38			0667 155820	46	0667 355110	14
0281 400070	36,38	0667 115320	2	0667 155824	46	0667 355123	14
0291 000159	2	0667 115350	17,18,19,20, 21	0667 155830	46	0667 355130	14
0291 000347	29			0667 155840	46	0667 355140	14
0367 105083	29	0667 115520	17,18,19,20, 21	0667 155893	10,11,12,13	0667 355150	15
0367 105180	29,30,31			0667 155900	10,11,12,13	0667 355173	14
0367 105910	43	0667 115530	17,18,19,20, 21,35	0667 155930	46	0667 355260	15
0367 105950	44			0667 155950	10,12	0667 355270	15
0367 110340	17,18,19,20, 21	0667 115580	20,21	0667 156180	8,9	0667 355283	15
		0667 115600	17,18,19	0667 156210	8,9	0667 355310	15
0367 110360	17,18,19,20, 21	0667 115610	17,18,19,20, 21	0667 156330	8,9	0667 355324	15
				0667 156440	8,9	0667 355343	15
0367 120100	2	0667 125100	2	0667 156824	8	0667 355344	15
0367 125194	2	0667 125143	2	0667 160170	22,23	0667 355363	15
0367 140050	30,31	0667 125160	2	0667 165130	3	0667 355410	15
0367 145110	29	0667 125243	2	0667 165220	25	0667 355420	14,15
0367 145180	3,4,5	0667 135124	6	0667 165403	5	0667 385143	28
0367 150860	28	0667 135300	3	0667 165423	5	0688 130280	6
0367 165120	3	0667 145390	30,31	0667 165500	5	0688 130290	6
0367 165140	4	0667 145410	37,39	0667 170120	16	0699 979104	2,10,11,12,
0367 165970	7	0667 150830	8	0667 175020	16		13,28
0367 315024	3	0667 150840	8,9	0667 175030	16	0699 979265	45,46

Part No./Teile-Nr.	Table/Tafel	Part No./Teile-Nr.	Table/Tafel	Part No./Teile-Nr.	Table/Tafel	Part No./Teile-Nr.	Table/Tafel
0700 000043	40,41	0867 114150	17,18,20,21	0867 150754	9	0867 166420 1	25
0700 000044	40,41	0867 114323	19	0867 150764	9	0867 166450	3,4
0700 000045	40,41	0867 116060	32,33	0867 150930	46	0867 166460	3,4
0700 000050	40,41	0867 116114	17,18,19,20,	0867 152334	11	0867 166470	3
0700 000090	36,38		21	0867 152373	10,11	0867 172014	1
0700 000091	36,38	0867 116124	20,21	0867 152384	10	0867 172110	16
0700 376702	40	0867 116134	20,21	0867 152394	11	0867 172120	16
0700 376703	40	0867 116150	20,21	0867 154073	10,11	0867 210060	45
0700 376704	41	0867 116170 1	17,18,19,20,	0867 154084	10,11	0867 210100	45
0700 376791	36,38		21	0867 154090	10,11	0867 310020	22,23
0742 002096	42	0867 116180 1	17,18,19,20,	0867 154104	10,11	0867 310170	2
0744 001793 A	42		21	0867 154480	11	0867 310430	3
0744 001793 B	42	0867 116190	17,18,19,20,	0867 156280	1	0867 310440	3
0744 001796	42		21,35	0867 160203	5	0867 314113	30,31
0767 150590	8	0867 116200 1	17,18,19,20,	0867 160274	3,4	0867 316020	3
0791 000007	44		21,35	0867 164170	4	0867 316030	3
0791 001081	36	0867 120810	2	0867 164180	4	0867 316053	3
0791 001094	36	0867 126010	4	0867 166014	4	0867 316060	3
0791 001096	36	0867 126024	2	0867 166023	4	0867 316084	3
0791 100629 DE	35	0867 134263	6	0867 166033	4	0867 316150 1	3
0791 100629 EN	35	0867 136013	6	0867 166070	4	0867 354080	15
0791 100629 ZH	35	0867 136033	6	0867 166080	5	0867 354613	15
0791 580100	36,38	0867 136053	6	0867 166110	22,23	0867 384080	33
0797 002205	17,18,19,20,	0867 136120 1	3	0867 166123	22,23	0867 386050	28
	21	0867 146023	30,31	0867 166140	22,23	0867 386060	28
0797 003031	42	0867 146043	1	0867 166160	4	0867 386070	37,39
0798 000677	37,39	0867 146050	30,31	0867 166173	4	0867 386080	37,39
0798 447914	43	0867 146084	37,39	0867 166183	4	0867 386090	28
0867 104033	33	0867 146104	30,31	0867 166190	22,23	0867 400220	41
0867 104033 1	32,33	0867 146130	30	0867 166210	25	0867 494130	33
0867 104063	33	0867 146140	30,31	0867 166220	22,23	0867 496010	26,27
0867 104063 1	32,33	0867 146230	32,33	0867 166230	25	0867 594363	45
0867 104073	33	0867 150150	9	0867 166240	4	0868 140060	31
0867 104073 1	32,33	0867 150170	9,46	0867 166250	22,23	0868 160020	4
0867 104100	32,33	0867 150280	15	0867 166274	5	0868 160070	37,39
0867 104340	32,33	0867 150290	8,9	0867 166313	24	0887 380010	28
0867 104380	32,33	0867 150323	10,12	0867 166320	24	0888 110600	20,21
0867 104393	1	0867 150333	13	0867 166324	24	0888 350124	14
0867 106090	1	0867 150343	12,13	0867 166333	24	0888 350134	14
0867 106260	1	0867 150560	46	0867 166363	3,4	0902 000423	30,31

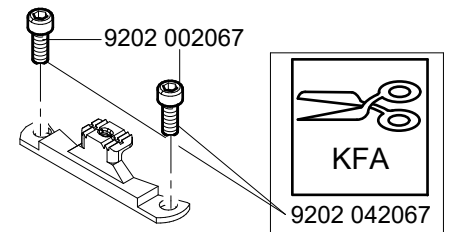
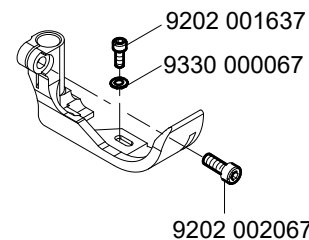
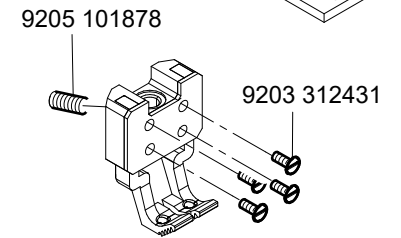
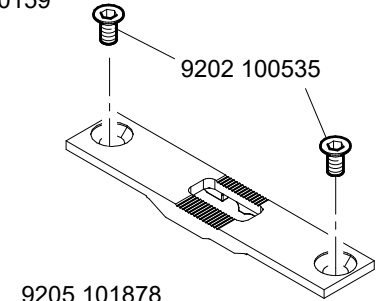
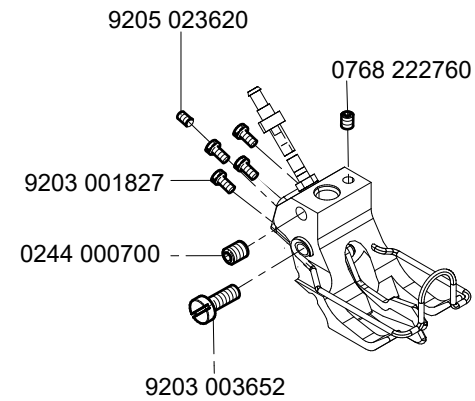
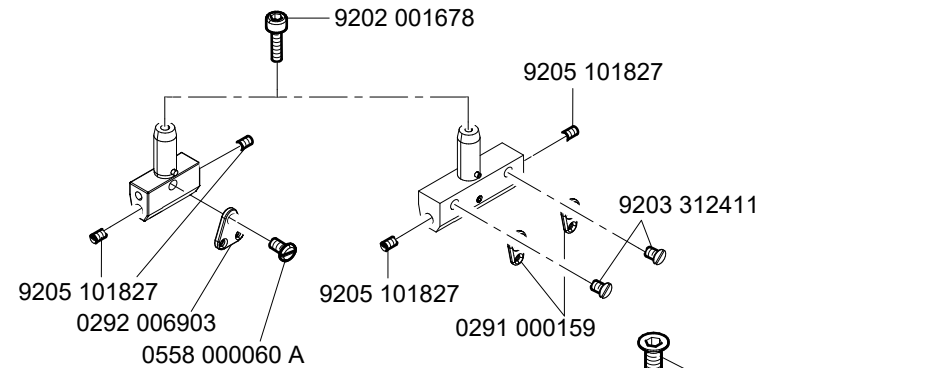
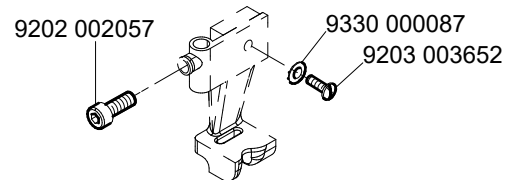
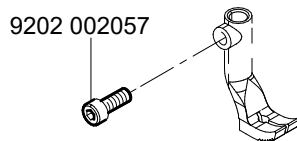
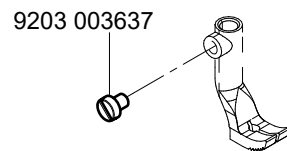
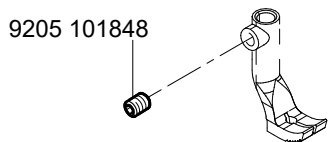
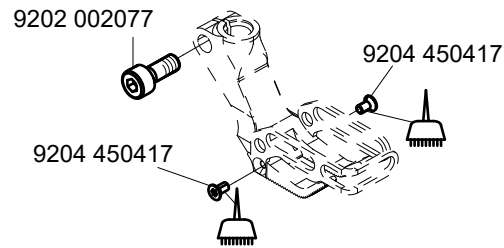
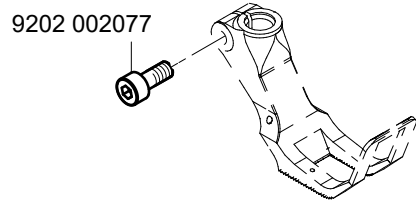
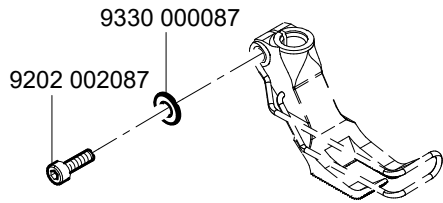
Part No./Teile-Nr.	Table/Tafel	Part No./Teile-Nr.	Table/Tafel	Part No./Teile-Nr.	Table/Tafel	Part No./Teile-Nr.	Table/Tafel
0933 001544	28	3767 100110	1	7911 767701 EN	46	9202 002068	4
0992 001020	28	3767 100123	32,33	9041 100030	10,11,12,13	9202 002077	12,13,15,
0992 016580	8,9	3767 100130	32,33	9041 100035	2,28		24,25,28,37,
0992 023560	8	3767 100153	33	9041 100203	28		39,43,44,46
0992 023560	9	3767 110010	20,21	9081 100203	36,38	9202 002078	2,22,23
0992 023577	8,9	3767 110014	21	9081 200253	36,38	9202 002087	22,23,34,37,
0993 904247	44	3767 110020	17,18,19	9081 200303	36,38		39
0995 340617	36	3767 110024	18	9081 200500	44	9202 002097	15,22,23,34,
0998 881010	12,13	3767 110030	17,18,19,20,	9081 300001	44		43
0998 881610	4,25		21	9081 500000	36,38	9202 002098	6,14,15,22,
0998 882080	8,9	3767 110060	17,18,19,20,	9081 500010	36,38		23,24
0999 201114	30,31		21	9081 500051	44	9202 002107	14
0999 220752	28	3767 110090	17,18,19,20,	9120 030351	1	9202 002108	4
0999 240376	11,13,28		21	9122 200161	29	9202 002487	1
0999 240389	45,46	3767 110144	17	9122 322200	4	9202 002877	44
0999 240392	37,39,42	3767 110164	19	9126 102520	29	9202 002887	22,23
0999 240394	45	3767 110184	20	9126 102540	29	9202 002897	1
0999 240404	18,21	3767 140033	29	9126 300061	12,13	9202 002908	12,13
0999 240408	17,19,20,27,	3767 160020	25	9126 300088	12,13	9202 002918	3
	45,46	3767 160090	22,23	9126 300201	29	9202 002927	35,37,39,42
1545 110010	17,18,19,20,	3767 170023	16	9129 024235	2	9202 002937	1,37,39,43
	21	3767 170033	16	9130 221370	1	9202 002957	35
1545 160014 1	22,23	3767 170044	35	9190 100104	28	9202 003188	10,11
1545 170024	16	3767 170050	35	9190 100113	37,39	9202 003748	29
1545 380013	28	3767 170060	35	9190 100156	10,11	9202 022467	28
1767 490040	34	3767 170070	16	9190 100226	10,11,12,13	9202 022477	14,15
1767 590044	45	3767 170080	16	9190 120011	10,11	9202 022497	14
1767 590054	45	3767 290010	36,38	9201 113697	40,41	9202 042067	5
1767 590064	46	3767 380010	28	9202 001678	2,16	9202 100535	8,9,14,15,
1767 590074	46	3767 490010	35	9202 001687	14		30,31
1767 590094	45	3767 490014	35	9202 001717	26	9203 003077	45
1867 110050	20,21	3767 490034	32,33	9202 001737	27,45,46	9203 100002	17,18,19,20,
1867 110060	17,18,19,20,	3767 490044	32,33	9202 001757	27,45,46		21
	21	7911 767001	38	9202 001777	45,46	9203 100622	34
1867 310024	3	7911 767002	38	9202 002053	30,31	9203 211837	8,9
3767 100033	32,33	7911 767003	38	9202 002057	3,4,12,13,	9203 312412	2
3767 100043	32,33	7911 767004	38		15,22,23,25,	9203 313047	45
3767 100050	29	7911 767005	38		28,34	9204 002363	30,31
3767 100070	33	7911 767006	38	9202 002067	5,10,11,28,	9204 101657	3
3767 100083	29	7911 767007	38		32,33	9204 201047	35

Part No./Teile-Nr.	Table/Tafel	Part No./Teile-Nr.	Table/Tafel	Part No./Teile-Nr.	Table/Tafel	Part No./Teile-Nr.	Table/Tafel
9204 201057	34	9205 121558	10,11,12,13	9330 000097	14	9701 100090	6
9204 201067	16	9205 122488	12,13	9330 000107	37,39,43	9701 300020	6
9204 201647	17,18,19,20, 21,29,30,31, 35,44	9206 100637	37,39	9330 000108	3	9710 061412	26,27
9204 201657	2,35	9207 160957	44	9330 000127	40,41	9710 063412	26,45,46
9204 201667	16,25,26,27, 28,32,33,34, 46	9207 161237	36,38	9330 000177	36,38	9710 920016	26,27,45
9204 201677	17,18,19,20, 21	9207 170227	37,39,40,41	9330 200077	34	9731 001035	2,28
9204 201693	17,18,19,20, 21,32,33, 36,38	9207 170437	43,47	9330 200107	14,15	9731 001053	28
9204 201697	32,33	9207 170847	35	9330 200110	10,11,12,13	9731 002001	42
9204 201733	22,23	9207 170857	37,39	9330 300027	1	9731 004014	25
9204 211997	17,18,19,20, 21	9207 171057	40,41	9330 700097	30,31	9731 004024	17,18,19,20, 21
9204 301467	17,18,19,20, 21	9225 201750	1,2,17,18, 19,20,21,28	9330 900097	17,18,19,20, 21,35	9731 004034	23,24
9204 301487	16	9225 201770	43	9330 900117	35,40,41	9731 004044	17,18,19,20, 21
9204 302217	7,23,24,25	9225 201790	17,18,19,20, 21,29	9333 000090	30,31	9731 005004	6,7,26,27,45
9204 431667	17,18,19,20, 21	9231 000367	15	9334 000030	13	9731 006004	26,27
9205 024857	10,11,12,13	9231 000387	6,15	9334 000051	10,11,12,13	9740 200803	17,18,19,20, 21
9205 101548	46	9231 110037	16	9334 001630	2,3,4,16	9742 300140	17,18,19,20, 21
9205 101827	10,11,19	9231 110057	17,18,19,20, 21	9334 001640	5,15	9742 300190	7
9205 101847	2,30,31	9231 110137	40,41	9352 000080	30,31	9742 300310	6
9205 101867	11	9231 111187	38	9352 640050	37,39	9780 000108	42
9205 101883	15	9231 111187	38	9353 000087	10,11,12,13	9790 000220	45
9205 101883	15	9231 111187	38	9353 000140	10,11	9790 010010	6
9205 101958	15	9234 000067	3,7,22,23,35	9353 000350	30,31	9790 020010	20,21
9205 101997	7	9301 101291	17,18,19,20, 21	9353 000420	30,31	9790 030020	46
9205 102148	10,11	9301 101561	14	9353 000470	29	9790 030640	26,27
9205 102450	10,12	9301 102203	29	9354 010210	1	9790 030644	27
9205 102467	1,3,4,5,6,10, 11,12,13,14, 15,16,29,30, 31	9301 200660	12,13	9354 400800	10,11,12,13	9790 060101	26,27,45,46
9205 102477	1,2,3,4,5,6, 8,9,29,30,31	9302 000100	28	9357 000050	14,15	9790 315002	46
9205 102513	6	9302 000100	28	9357 000050	15	9800 170044	1
9205 102547	24	9303 003200	29	9357 000070	3,4,6,7,10, 11,12,13,16	9800 210006 R	35
		9330 000067	14,17,18,19, 20,21,26,27, 45,46	9357 000080	5	9815 550001	34
		9330 000087	3,4,10,11, 12,13,15,17, 18,19,20,21, 22,23,28,32, 33,34,35,37, 39,43,44	9380 500100	3,4,22,23	9815 925002	46
				9400 000090	24	9820 110040	14,15
				9401 000194	30,31	9820 110047	19
				9401 000204	35	9822 560021	43
				9700 100094	35	9825 190113	47
				9700 100100	7	9825 551138	14
				9700 103006	23,24,25		
					6		

Part No./Teile-Nr.	Table/Tafel	Part No./Teile-Nr.	Table/Tafel	Part No./Teile-Nr.	Table/Tafel	Part No./Teile-Nr.	Table/Tafel
9825 570004	41	9850 001523	44	MG55 000501	40		
9830 200710	41	9850 001540	44	MG58 000602	41		
9830 501010	46	9850 867003	46	MG58 000603	41		
9830 501011	34	9850 867021	34	MG58 002522	41		
9830 501022	34	9851 545004	17,18,19,20,	MG58 002523	41		
9830 503015	32,33		21	N800 005655	44		
9830 503034	32,33	9851 767003	34	N800 075013	44		
9830 510007	1	9853 767001	18,21	N800 080001	44		
9835 901005	44	9853 767002	17,19,20	N800 080003	44		
9840 104001	43	9870 001045	41	N800 080004	44		
9840 120001	37,39,41	9870 001046	41	S345 656310	41		
9840 120002	41	9870 001066	44				
9840 120003	35,43,44,47	9870 001113	36,38				
9840 120025	46	9870 001202	32,33				
9840 120026	43	9870 001203	26,27				
9840 120028	11,34	9870 001204	45,46				
9840 120030	36,38	9870 001301	47				
9840 120050	34	9871 545000	34				
9840 120060	35,37,39	9871 545002	34				
9840 120104	6	9871 767001	14				
9840 120105	34	9871 767002	46				
9840 120106	46	9873 767000	34,35				
9840 121001	36	9873 767001	34				
9840 121001	38,43,44,45	9880 001001	37,39				
9840 121002	34,41,45,46,	9880 001005	35				
	47	9880 001008	44				
9840 123002	35,44,47	9880 002010	47				
9840 123003	36,37,38,39,	9880 867051	41				
	43	9880 867100	43				
9840 130008	28	9880 867124	3				
9840 132015	43	H667 110140	17,18,19,20,				
9840 133012	43,47		21				
9840 133013	43	H667 110150	17,18,19				
9840 135012	43,47	H667 160330	6				
9840 938015	41	MG43 000062	40,41				
9850 001083	43	MG53 002501	40				
9850 001089	43	MG53 002531	41				
9850 001309	34	MG53 007511	40,41				
9850 001318	35	MG53 007921	42				
9850 001340	35	MG53 007922	42				



Befestigungsteile für Näheinrichtungen  
Fastening parts for Sewing equipment

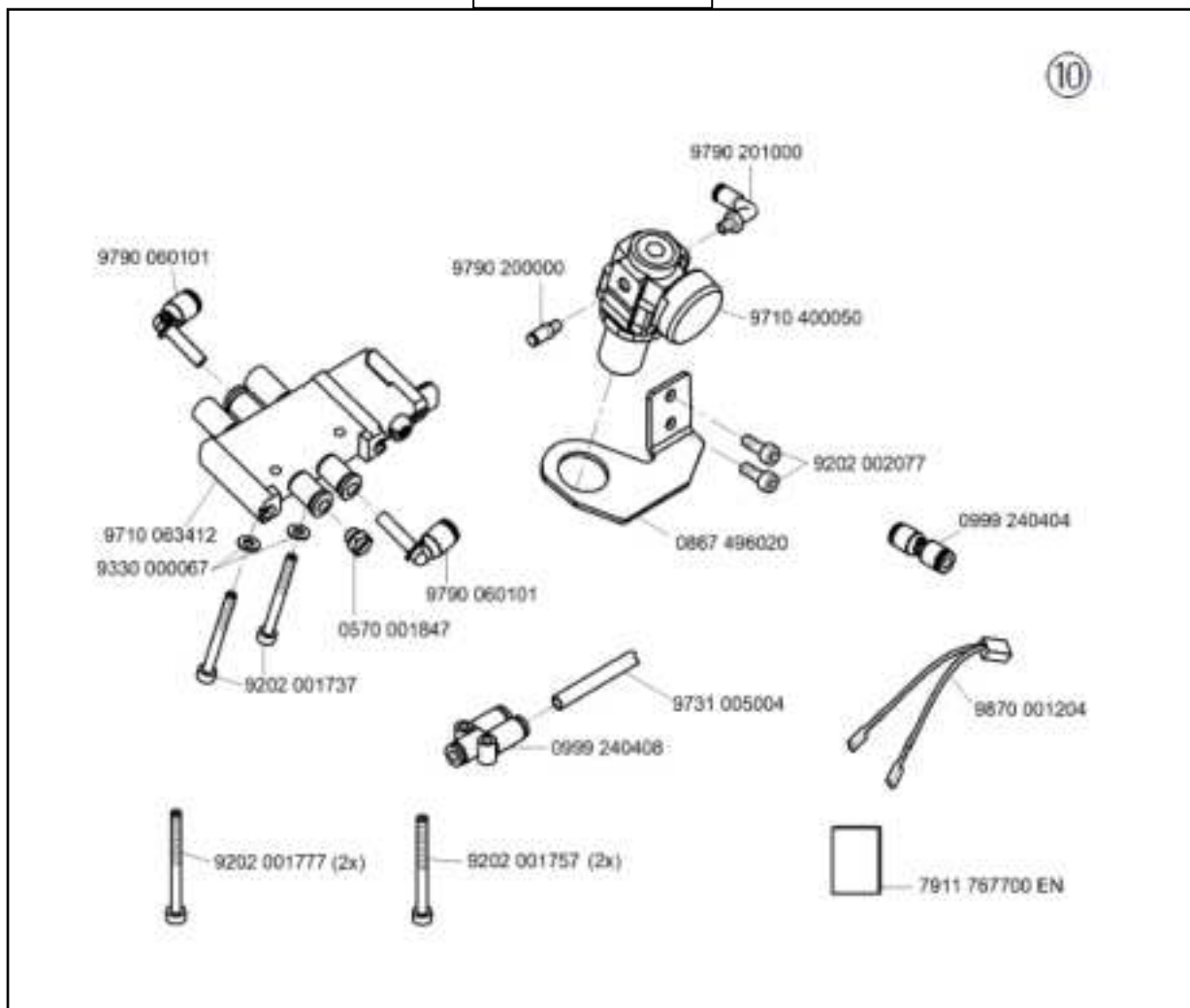


**Pneumatische Anschluss/Pneumatic connection**

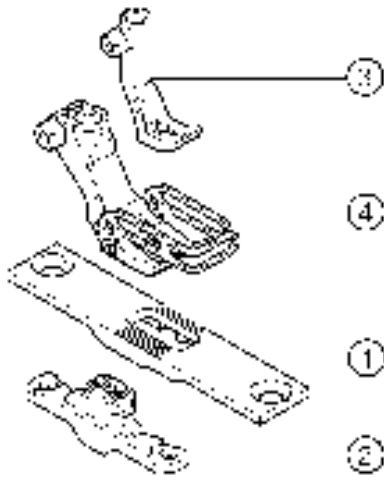
Die Näheinrichtungen E24/6/9, E24/8/9, E24/10/9, E24/12/9 beinhalten auch die unten abgebildete Komponente.

The following sewing equipments E24/6/9, E24/8/9, E24/10/9, E24/12/9 include also the below reproduced component.

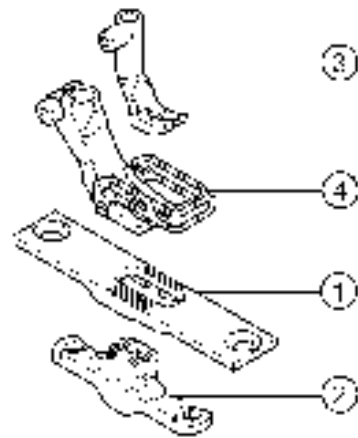
**1545 590134**



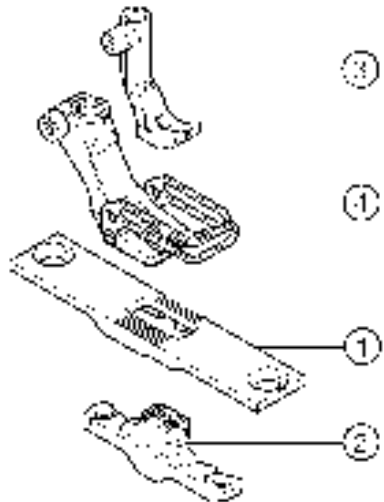
E1



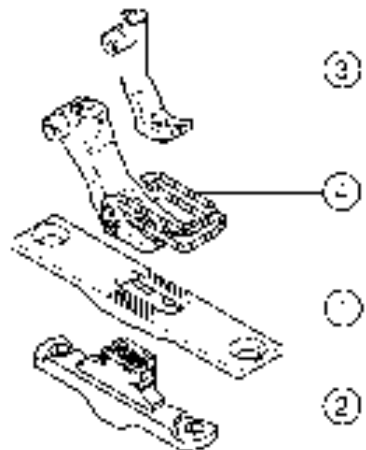
E2



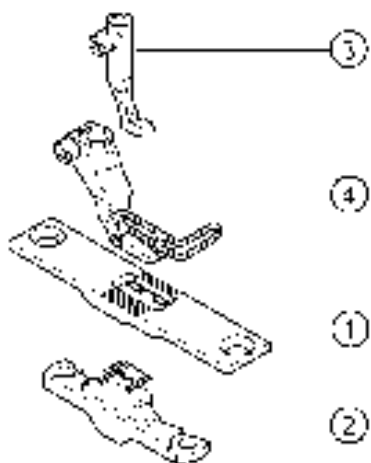
E4



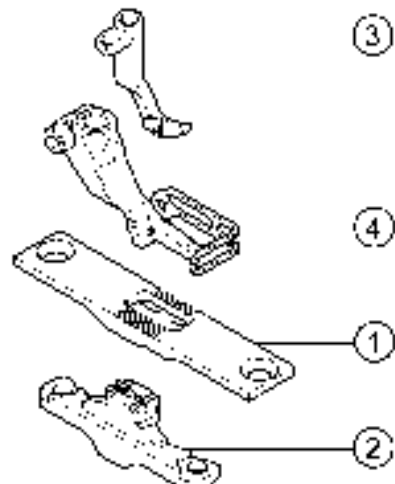
E5



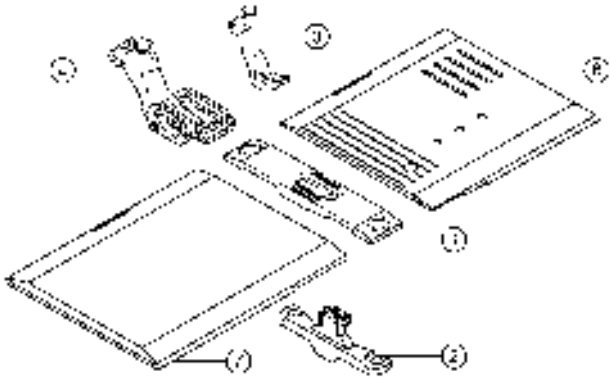
E7



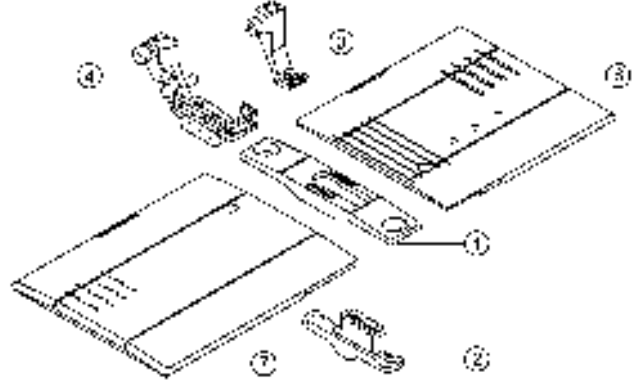
E8



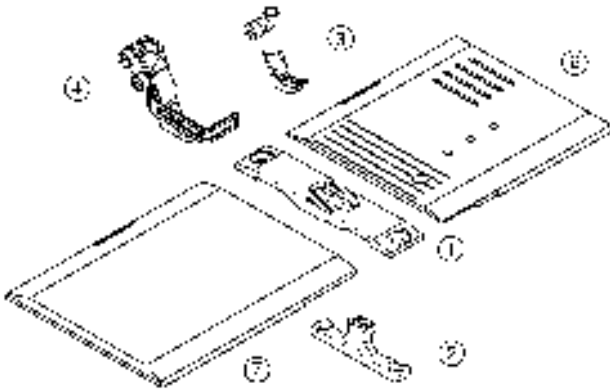
E101/0/6  
E102/0/9



E101/7

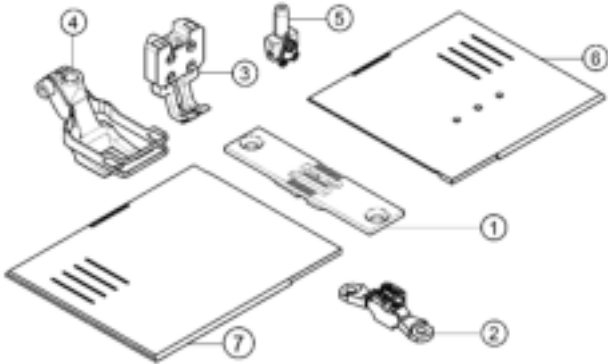


E104/9

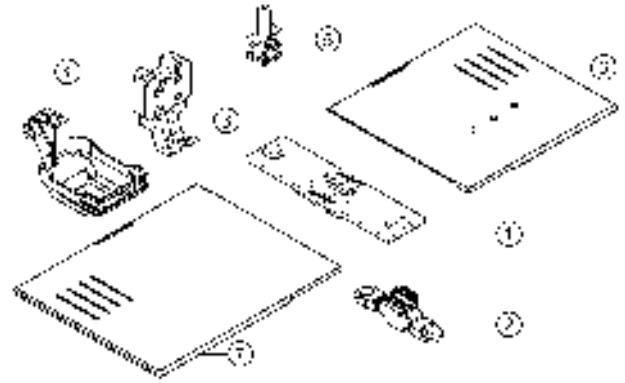




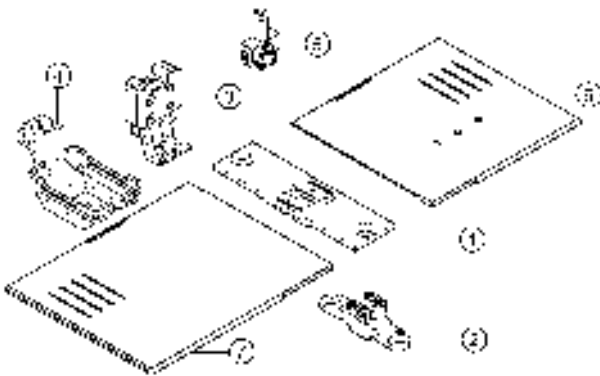
E22/6/9



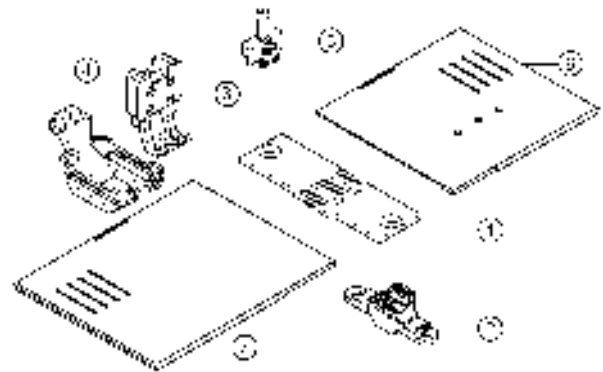
E22/8/9



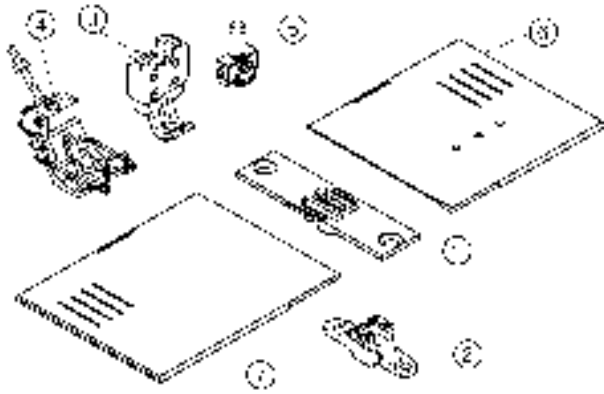
E22/10/9



E22/12/9

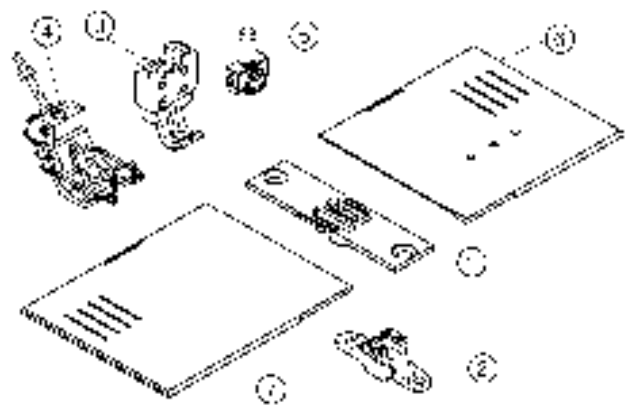


E24/6/9  
E24/8/9  
E24/10/9



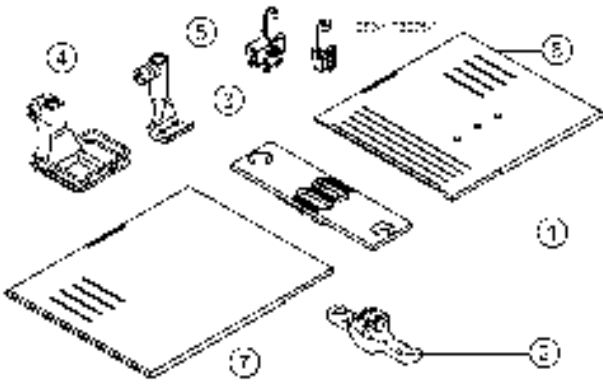
siehe/see position ⑩

E24/12/9

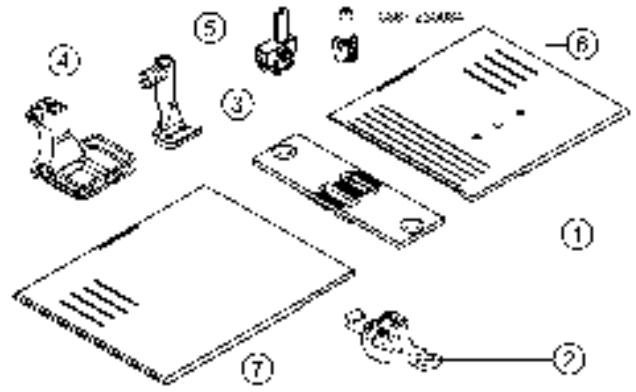


siehe/see position ⑩

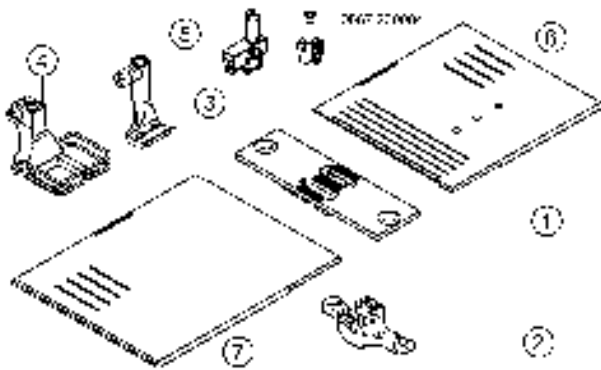
E51/8/9



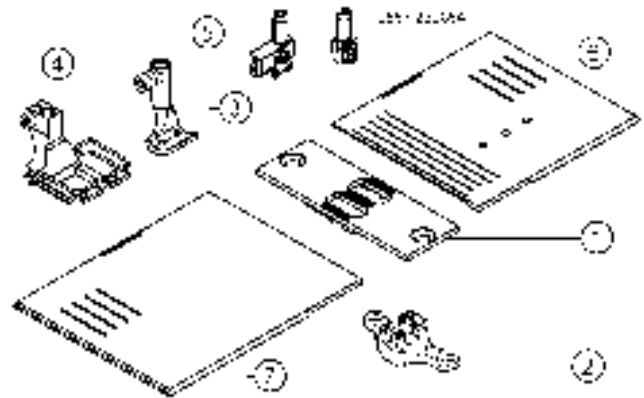
E51/10/9



E51/12/9



E51/14/9



E-Nr. E-No.	Für Unterklasse/For Subclass	Abb. Nr Fig. No.	Verwendungszweck/Use	Material Nr. / Material No.	Stichplatte Throat plate			Transporteur Feed dog				Presserfuß Presser foot			Transp. Fuß Feeding foot					
					①	Schieber, links / Slide, left	Schieber, rechts / Slide, right	Stichlochgröße / Stitch hole size mm	Sägeverzahnung / Serrated mm	Säge-schrägverzahnung / Serrated, oblique mm	Kreuzverzahnung / Cross toothed mm	Dachverzahnung / Roof-shaped mm	Drückerfuß / Presser foot	Unverzahnung / Non toothed	Hüpfertfuß, kreuzverz. / Skipping f., cross toothed	Ausgleichfuß / Compensating foot	Kreuzverzahnung / Cross toothed mm	Unverzahnung / Non toothed	Nadelhalter / Needle holder	Nadelsystem / -dicke / Needle system / -size
E1	-180142; -180342 Näheinrichtung, Nadelstärke Nm 110-140, Stichlänge max. 6 mm, für mittelschweres Nähgut. Sewing equipment, needle size Nm 110-140, stitch length max. 6 mm, for medium weight material.			0867 E00106	0867 200010			2,2 x 3,2	0867 214020				0867 224034				0467 220013			134-35/130
E2	-180142; -180342 Näheinrichtung, Nadelstärke Nm 110-140, Stichlänge max. 9 mm, für mittelschweres Nähgut. Sewing equipment, needle size Nm 110-140, stitch length max. 9 mm, for medium weight material.			0867 E00209	0867 200020			2,2 x 3,2	0867 214020				0867 224044				0467 220013			134-35/130
E4	-180142; -180342 Näheinrichtung, Nadelstärke Nm 140-170, Stichlänge max. 6 mm, für mittelschweres Nähgut. Sewing equipment, needle size Nm 140-170, stitch length max. 6 mm, for medium weight material.			0867 E00406	0867 200010			3,0 x 3,7	0867 214030				0867 224034				0768 220113			134-35/160
E5	-180142; -180342 Näheinrichtung, Nadelstärke Nm 140-170, Stichlänge max. 9 mm, für mittelschweres Nähgut Sewing equipment, needle size Nm 140-170, stitch length max. 9 mm for medium weight material.			0867 E00509	0867 200020			3,0 x 3,7	0867 214030				0867 224044				0768 220113			134-35/160
E7	-180142; -180342 Näheinrichtung für kantennahe Näharbeiten, ab 1 mm rechts der Nadel, Nadelstärke Nm110-140, Stichlänge max. 6 mm, für mittelschweres Nähgut. Swing equipment for stitching on edges, from 1 mm on the left from the needle, needle, size Nm 110-140, stitch length max. 6 mm, for medium weight material.			0867 E00706	0867 200010			2,2 x 3,2	0867 214020				0867 224454				0067 220713			134-35/130
E8	-180142; -180342 Näheinrichtung für kantennahe Näharbeiten, ab 1 mm links der Nadel, Nadelstärke Nm 110-140, Stichlänge max. 6 mm, für mittelschweres Nähgut. Sewing equipment for stitching on edges, from 1 mm on the left from the needle, size Nm 110-140, stitch length max. 6 mm, for medium weight material.			0867 E00806	0867 200010			2,2 x 3,2	0867 214020				0867 224464				0067 220703			134-35/130

E-Nr. E-No.	Für Unterklasse/For Subclass	Abb. Nr Fig. No.	Verwendungszweck/Use	Material Nr. / Material No.	Stichplatte Throat plate			Transporteur Feed dog ②				Presserfuß Presser foot ④			Transp. Fuß Feeding foot ③							
					①	⑦	⑥															
					Stichplatte / Throat plate	Schieber, links / Slide, left	Schieber, rechts / Slide, right	Stichlochgröße / Stitch hole size mm	Sägeverzahnung / Serrated mm	Säge-schrägverzahnung / Serrated, oblique mm	Kreuzverzahnung / Cross toothed mm	Dachverzahnung / Roof-shaped mm	Drückerfuß / Presser foot	Unverzahnung / Non toothed	Hüpfersfuß, kreuzverz. / Skipping f., cross toothed	Ausgleichfuß / Compensating foot	Kreuzverzahnung / Cross toothed mm	Unverzahnung / Non toothed	Abdeckplatte / Cover plate	Nadelhalter / Needle holder	Nadelsystem / -dicke / Needle system / -size	
E101/0/6	-180145 Näheinrichtung, Nadelstärke Nm 110-140, Stichlänge max. 6 mm, für mittelschweres Nähgut; mit Kurfadenabschneider.  Sewing equipment, needle size Nm 110-140, stitch length max. 6 mm; for medium weight material; with short thread trimmer.			0867 E10106	0867 200050	0867 140260	0867 140163	2,2 x 3,2	0867 210050					0867 224034				0467 220013				134-35/120
E101/7	-180145 Näheinrichtung, Nadelstärke Nm 110-140, Stichlänge max. 7 mm, für mittelschweres Nähgut; mit Kurfadenabschneider.  Sewing equipment, needle size Nm 110-140, stitch length max. 7 mm; for medium weight material; with short thread trimmer.			0867 E10107	0867 200340	0867 140410	0867 141113	2,2 x 3,2	0867 210340					0867 220774				0867 220783				134-35/120
E102/0/9	-180145 Näheinrichtung, Nadelstärke Nm 110-140, Stichlänge max. 9 mm, für mittelschweres Nähgut; mit Kurfadenabschneider.  Sewing equipment, needle size Nm 110-140, stitch length max. 9 mm; for medium weight material; with short thread trimmer.			0867 E10209	0867 200060	0867 140260	0867 140163	2,2 x 3,2	0867 210050					0867 224044				0467 220013				134-35/120
E104/0/9	-180145 Näheinrichtung, Nadelstärke Nm 110-140, Stichlänge max. 9 mm, Kantenabstand von 2.5 mm, für mittelschweres Nähgut; mit Kurfadenabschneider.  Sewing equipment, needle size Nm 110-140, stitch length max. 9 mm, cut edge distance from 2.5 mm, for medium weight material; with short thread trimmer.			0867 E10409	0867 200180	0867 140260	0867 140163	2,2 x 3,2	0867 210180					0867 224964				0867 220333				134-35/120

E-Nr. E-No.	Für Unterklasse/For Subclass	Abb. Nr Fig. No.	Verwendungszweck/Use	Material Nr. / Material No.	Stichplatte Throat plate			Transporteur Feed dog ②				Presserfuß Presser foot ④			Transp. Fuß Feeding foot ③				
					①	⑦	⑥												
					Stichplatte / Throat plate	Schieber, links / Slide, left	Schieber, rechts / Slide, right	Stichlochgröße / Stitch hole size mm	Sägeverzahnung / Serrated mm	Säge-schrägverzahnung / Serrated, oblique mm	Kreuzverzahnung / Cross toothed mm	Dachverzahnung / Roof-shaped mm	Drückerfuß / Presser foot	Unverzahnung / Non toothed	Hüpfersfuß, kreuzverz. / Skipping f., cross toothed	Ausgleichfuß / Compensating foot	Kreuzverzahnung / Cross toothed mm	Unverzahnung / Non toothed	Nadelabstand / Needle distance
E21/6	-280142; -280342 Näheinrichtung, Nadelabstand 6 mm, Nadelstärke Nm 110-140, Stichlänge max.6 mm, für mittelschweres Nähgut. Sewing equipment, needle gauge 6 mm, needle size Nm 110-140, stitch length max. 6 mm, for medium weight material.			0867 E02106 6	0867 200220	0867 140010	0867 140040	2,2 x 3,2	0867 214070				0867 224104			0067 222343	6	0867 230134	134-35/130
E21/8	-280142; -280342 Näheinrichtung, Nadelabstand 8 mm, Nadelstärke Nm 110-140, Stichlänge max.6 mm, für mittelschweres Nähgut. Sewing equipment, needle gauge 8 mm, needle size Nm 110-140, stitch length max. 6 mm, for medium weight material.			0867 E02106 8	0867 200230	0867 140050	0867 140060	2,2 x 3,2	0867 214080				0867 224194			0067 222353	8	0867 230144	134-35/130
E21/10	-280142; -280342 Näheinrichtung, Nadelabstand 10 mm, Nadelstärke Nm 110-140, Stichlänge max.6 mm, für mittelschweres Nähgut. Sewing equipment, needle gauge 10 mm, needle size Nm 110-140, stitch length max. 6 mm, for medium weight material.			0867 E02106 10	0867 200240	0867 140050	0867 140060	2,2 x 3,2	0867 214090				0867 224204			0067 222383	10	0867 230154	134-35/130
E21/12	-280142; -280342 Näheinrichtung, Nadelabstand 12 mm, Nadelstärke Nm 110-140, Stichlänge max.6 mm, für mittelschweres Nähgut. Sewing equipment, needle gauge 12 mm, needle size Nm 110-140, stitch length max. 6 mm, for medium weight material.			0867 E02106 12	0867 200250	0867 140070	0867 140080	2,2 x 3,2	0867 214100				0367 222313			0067 222393	12	0867 230164	134-35/130
E21/14	-280142; -280342 Näheinrichtung, Nadelabstand 14 mm, Nadelstärke Nm 110-140, Stichlänge max.6 mm, für mittelschweres Nähgut. Sewing equipment, needle gauge 14 mm, needle size Nm 110-140, stitch length max. 6 mm, for medium weight material.			0867 E02106 14	0867 200260	0867 140070	0867 140080	2,2 x 3,2	0867 214110				0367 222323			0067 222413	14	0867 230174	134-35/130

E-Nr. E-No.	Für Unterklasse/For Subclass	Abb. Nr Fig. No.	Verwendungszweck/Use	Material Nr. / Material No.	Stichplatte Throat plate			Transporteur Feed dog ②				Presserfuß Presser foot ④			Transp. Fuß Feeding foot ③						
					①	⑦	⑥														
					Stichplatte / Throat plate	Schieber, links / Slide, left	Schieber, rechts / Slide, right	Stichlochgröße / Stitch hole size mm	Sägeverzahnung / Serrated mm	Säge-schrägverzahnung / Serrated, oblique mm	Kreuzverzahnung / Cross toothed mm	Dachverzahnung / Roof-shaped mm	Drückerfuß / Presser foot	Unverzahnung / Non toothed	Hüpfersfuß, kreuzverz. / Skipping f., cross toothed	Ausgleichfuß / Compensating foot	Kreuzverzahnung / Cross toothed mm	Unverzahnung / Non toothed	Nadelabstand / Needle distance	Nadelhalter / Needle holder	Nadelsystem / -dicke / Needle system / -size
E22/6/9	-280142; -280342 Näheinrichtung zum Aussteppen von Schließnähten, Nadelabstand 6 mm, Nadelstärke Nm 110-140, Stichlänge max.9 mm, für mittelschweres Nähgut. Sewing equipment for topstitching of closing seams, needle gauge 6 mm, needle size Nm 110-140, stitch length max. 9 mm, for medium weight material.			0867 E02209 6	0867 200400	0867 140010	0867 140040	2,2 x 3,2	0867 214070				0867 224114			0768 222264			6	0867 230134	134-35/130
E22/8/9	-280142; -280342 Näheinrichtung zum Aussteppen von Schließnähten, Nadelabstand 8 mm, Nadelstärke Nm 110-140, Stichlänge max.9 mm, für mittelschweres Nähgut. Sewing equipment for topstitching of closing seams, needle gauge 8 mm, needle size Nm 110-140, stitch length max. 9 mm, for medium weight material.			0867 E02209 8	0867 200410	0867 140050	0867 140060	2,2 x 3,2	0867 214080				0867 224264			0768 222274			8	0867 230144	134-35/130
E22/10/9	-280142; -280342 Näheinrichtung zum Aussteppen von Schließnähten, Nadelabstand 10 mm, Nadelstärke Nm 140-180, Stichlänge max.9 mm, für mittelschweres Nähgut. Sewing equipment for topstitching of closing seams, needle gauge 10 mm, needle size Nm 140-180, stitch length max. 9 mm, for medium weight material			0867 E02209 10	0867 200420	0867 140050	0867 140060	2,8 x 3,7	0867 214180				0768 222143			0768 222404			10	0867 230154	134-35/160
E22/12/9	-280142; -280342 Näheinrichtung zum Aussteppen von Schließnähten, Nadelabstand 12 mm, Nadelstärke Nm 140-180, Stichlänge max.9 mm, für mittelschweres Nähgut. Sewing equipment for topstitching of closing seams, needle gauge 12 mm, needle size Nm 140-180, stitch length max. 9 mm, for medium weight material			0867 E02209 12	0867 200430	0867 140070	0867 140080	2,8 x 3,7	0867 214190				0768 222153			0768 222434			12	0867 230164	134-35/160

E-Nr. E-No.	Für Unterklasse/For Subclass	Abb. Nr Fig. No.	Verwendungszweck/Use	Material Nr. / Material No.	Stichplatte Throat plate			Transporteur Feed dog ②					Presserfuß Presser foot ④			Transp. Fuß Feeding foot ③				
					①	⑦	⑥	Stichlochgröße / Stitch hole size mm	Sägeverzahnung / Serrated mm	Säge-schrägverzahnung / Serrated, oblique mm	Kreuzverzahnung / Cross toothed mm	Dachverzahnung / Roof-shaped mm	Drückerfuß / Presser foot	Unverzahnung / Non toothed	Hüpfersfuß, kreuzverz. / Skipping f., cross toothed	Ausgleichfuß / Compensating foot	Kreuzverzahnung / Cross toothed mm	Unverzahnung / Non toothed	Nadelabstand / Needle distance	Nadelhalter / Needle holder
E24/6/9	-280142; -280342 Näheinrichtung zum Aussteppen von Schließnähten, Nadelabstand 6 mm, Nadelstärke Nm 110-140, Stichlänge max.9 mm, für mittelschweres Nähgut. Sewing equipment for topstitching of closing seams, needle gauge 6 mm, needle size Nm 110-140, stitch length max. 9 mm, for medium weight material			1767 E02409 6	0867 200400	0867 140010	0867 140040	2,2 x 3,2	0867 214070				0867 224154			0768 222264		6	0867 230134	134-35/130
E24/8/9	-280142; -280342 Näheinrichtung zum Aussteppen von Schließnähten, Nadelabstand 8 mm, Nadelstärke Nm 110-140, Stichlänge max.9 mm, für mittelschweres Nähgut. Sewing equipment for topstitching of closing seams, needle gauge 8 mm, needle size Nm 110-140, stitch length max. 9 mm, for medium weight material			1767 E02409 8	0867 200410	0867 140050	0867 140060	2,2 x 3,2	0867 214080				0867 224934			0768 222274		8	0867 230144	134-35/130
E24/10/9	-280142; -280342 Näheinrichtung zum Aussteppen von Schließnähten, Nadelabstand 10 mm, Nadelstärke Nm 110-140, Stichlänge max.9 mm, für mittelschweres Nähgut. Sewing equipment for topstitching of closing seams, needle gauge 10 mm, needle size Nm 110-140, stitch length max. 9 mm, for medium weight material			1767 E02409 10	0867 200420	0867 140050	0867 140060	2,2 x 3,2	0867 214090				0867 224944			0768 222284		10	0867 230154	134-35/130
E24/12/9	-280142; -280342 Näheinrichtung zum Aussteppen von Schließnähten, Nadelabstand 12 mm, Nadelstärke Nm 110-140, Stichlänge max.9 mm, für mittelschweres Nähgut Sewing equipment for topstitching of closing seams, needle gauge 12 mm, needle size Nm 110-140, stitch length max. 9 mm, for medium weight material			1767 E02409 12	0867 200430	0867 140070	0867 140080	2,2 x 3,2	0867 214100				0768 222694			0768 222294		12	0867 230164	134-35/130

E-Nr. E-No.	Für Unterklasse/For Subclass	Material Nr. / Material No.	Stichplatte Throat plate			Transporteur Feed dog ②				Presserfuß Presser foot ④		Transp. Fuß Feeding foot ③		⑤	Nadelhalter / Needle holder	Nadelsystem / -dicke / Needle system / -size
			①	⑦	⑥											
			Stichplatte / Throat plate	Schieber, links / Slide, left	Schieber, rechts / Slide, right	Stichlochgröße / Stitch hole size mm	Sägeverzahnung / Serrated mm	Säge-schrägverzahnung / Serrated, oblique mm	Kreuzverzahnung / Cross toothed mm	Dachverzahnung / Roof-shaped mm	Drückerfuß / Presser foot	Unverzahnung / Non toothed	Hüpfersfuß, kreuzverz. / Skipping f., cross toothed			
E51/8/9	-280142; -280342 Näheinrichtung asymmetrisch für allgemeine Näharbeiten. Die rechte Nadel befindet sich auf der Mitte der Nadelstange, um die Maschine auch als Einnadelmaschine einsetzen zu können. Nadelabstand 8 mm, Nadelstärke Nm 110-140, Stichtlänge max. 9 mm, für mittelschweres Nähgut. Sewing equipment asymmetric for general sewing operations. The right needle is located on the needle bar center so that the machine could be also used as a single needle one. Needle gauge 8 mm, needle size Nm 110-140, stitch length max. 9 mm, for medium weight material.	0867 E05109 8	0867 200500	0867 140090	0867 140020	2,2 x 3,2	0867 214210			0867 220033			0867 220043	8	0867 230014	134-35/130
E51/10/9	-280142; -280342 Näheinrichtung asymmetrisch für allgemeine Näharbeiten. Die rechte Nadel befindet sich auf der Mitte der Nadelstange, um die Maschine auch als Einnadelmaschine einsetzen zu können. Nadelabstand 10 mm, Nadelstärke Nm 110-140, Stichtlänge max. 9 mm, für mittelschweres Nähgut. Sewing equipment asymmetric for general sewing operations. The right needle is located on the needle bar center so that the machine could be also used as a single needle one. Needle gauge 10 mm, needle size Nm 110-140, stitch length max. 9 mm, for medium weight material.	0867 E05109 10	0867 200510	0867 140110	0867 140020	2,2 x 3,2	0867 214220			0467 222123			0467 222113	10	0867 230024	134-35/130
E51/12/9	-280142; -280342 Näheinrichtung asymmetrisch für allgemeine Näharbeiten. Die rechte Nadel befindet sich auf der Mitte der Nadelstange, um die Maschine auch als Einnadelmaschine einsetzen zu können. Nadelabstand 12 mm, Nadelstärke Nm 110-140, Stichtlänge max. 9 mm, für mittelschweres Nähgut. Sewing equipment asymmetric for general sewing operations. The right needle is located on the needle bar center so that the machine could be also used as a single needle one. Needle gauge 12 mm, needle size Nm 110-140, stitch length max. 9 mm, for medium weight material.	0867 E05109 12	0867 200520	0867 140170	0867 140020	2,2 x 3,2	0867 214230			0467 222183			0467 222173	12	0867 230034	134-35/130

E-Nr. E-No.	Für Unterklasse/For Subclass	Material Nr. / Material No.	Stichplatte Throat plate			Transporteur Feed dog ②				Presserfuß Presser foot ④		Transp. Fuß Feeding foot ③		⑤					
			①	⑦	⑥														
Abb. Nr Fig. No.	Verwendungszweck/Use		Stichplatte / Throat plate	Schieber, links / Slide, left	Schieber, rechts / Slide, right	Stichlochgröße / Stitch hole size mm	Sägeverzahnung / Serrated mm	Säge-schrägverzahnung / Serrated, oblique mm	Kreuzverzahnung / Cross toothed mm	Dachverzahnung / Roof-shaped mm	Drückerfuß / Presser foot	Unverzahnung / Non toothed	Hüpfersfuß, kreuzverz. / Skipping f., cross toothed	Ausgleichfuß / Compensating foot	Kreuzverzahnung / Cross toothed mm	Unverzahnung / Non toothed	Nadelabstand / Needle distance	Nadelhalter / Needle holder	Nadelsystem / -dicke / Needle system / -size
E51/14/9	-280142; -280342  Näheinrichtung asymmetrisch für allgemeine Näharbeiten. Die rechte Nadel befindet sich auf der Mitte der Nadelstange, um die Maschine auch als Einnadelmaschine einsetzen zu können. Nadelabstand 14 mm, Nadelstärke Nm 110-140, Stichtlänge max. 9 mm, für mittelschweres Nähgut.  Sewing equipment asymmetric for general sewing operations. The right needle is located on the needle bar center so that the machine could be also used as a single needle one. Needle gauge 14 mm, needle size Nm 110-140, stitch length max. 9 mm, for medium weight material.	0867 E05109 14	0867 200530	0867 140190	0867 140020	2,2 x 3,2	0867 214240				0467 222143				0467 222133		14	0867 230044	134-35/130



## Inhaltsverzeichnis

table of contents

block diagram, DAC classic power supply .....	2
block diagram, DAC classic, sewing drive .....	3
block diagram, I/O distribution .....	4
schematic, DAC classic, power supply .....	5
schematic, DAC classic, I/O distribution 1 .....	6
schematic, DAC classic, I/O distribution 2 .....	7
schematic, DAC classic, I/O distribution 2 .....	8
partlist .....	9

c			Date	2023-07-26
b			Design	Isaak
a			Check	
	Chg.	Date	Name	Norm



Release  
0001/23


Cl. G767  
table of contents

Wiring Diagram

9893 767000 B

sheet  
1 / 9


1 Netzanschlussleitung  
9870 001027



Steuerung DAC classic  
9850 001340



2 Verteiler  
9880 867051



3 Netzteil 2xLED  
9850 001089



4 LED-Nähleuchte  
9822 560021



5 elektrische Höhenverstellung  
electrical height adjustment



Z LED-Nähleuchte  
9822 560000



Nähleuchte  
9850 867102



	1	2	3	4	5		
Serienausstattung standard equipment	●	-	○	○	○		
Variante 1 variant	●	●	○	○	○		

- Serienausstattung  
standard equipment
- Zusatzausstattung  
optional equipment
- Nicht möglich  
not available

(\*1): Anschluss auch direkt am Netzanschluss der DAC classic  
connection also available at power input of DAC classic

(\*2): Anschluss auch direkt am Nählichttrafo der DAC classic  
connection also at sewing light power supply of DAC classic

Z Zusatzausstattung  
Optional equipment

c			Date	2023-07-26
b			Design	Isaak
a			Check	
Chg.	Date	Name	Norm	



Release  
0001/23

Cl. G767  
block diagram  
power supply

Wiring Diagram  
9893 767000 B

sheet  
2 / 9


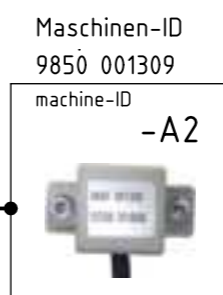
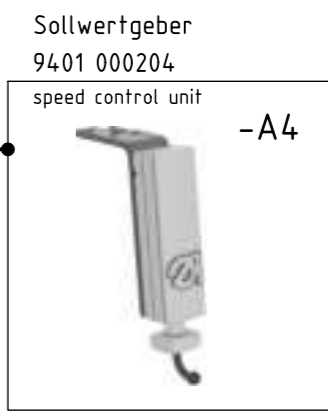

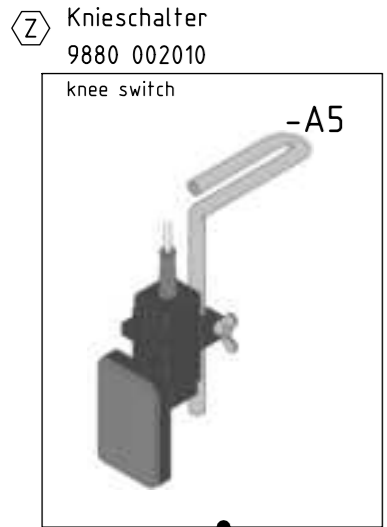
Steuerung DAC classic  
9850 001340

control DAC classic

-A1

Netzanschluss  
power supply

Erdungsanschluss  
ground connection



Nur bei: 1767-180342  
only with 1767-180345  
1767-280342

9871 545002  
Blatt /4.E1  
sheet

9871 545000  
Blatt /4.E1  
sheet

Zusatzausstattung  
Optional equipment

c			Date	2023-07-26
b			Design	Isaak
a			Check	
Chg.	Date	Name	Norm	



Release  
0001/23

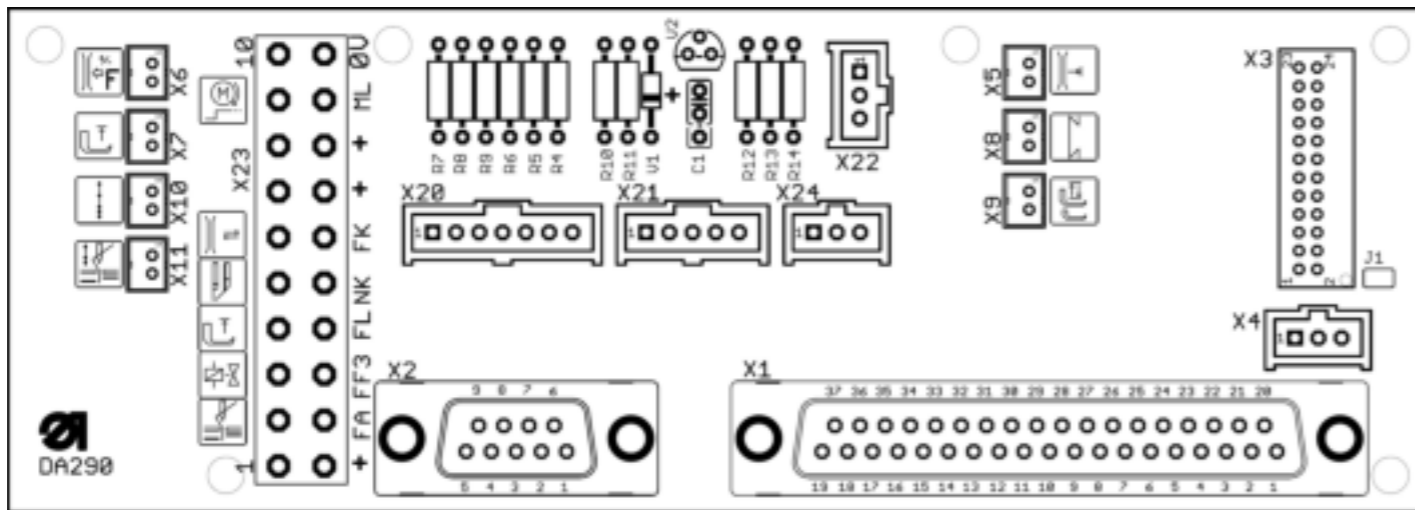
Cl. G767  
block diagram  
peripherals, sewing drive

Wiring Diagram  
9893 767000 B

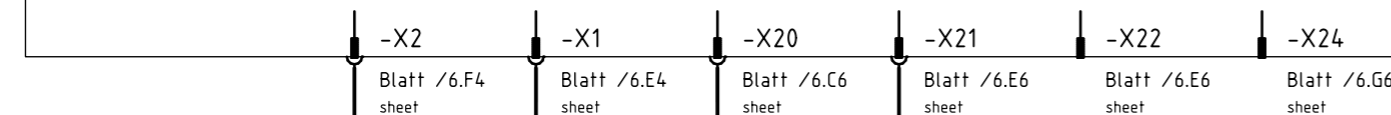
sheet  
3 / 9

I/O-Verteiler  
9851 767003  
PCB I/O distribution

I/O-Verteiler  
9851 545004  
PCB I/O distribution



Details zu -X23 s. Blatt /7  
details on -X23 sheet /7



9871 545002  
Blatt /3.F3  
sheet

9871 545000  
Blatt /3.G3  
sheet

Z Restfadenwächter  
9850 867003

PCB BTM



-A6

-X3 9870 867003  
Blatt  
sheet

Kippsensor  
9815 550001  
tilt sensor



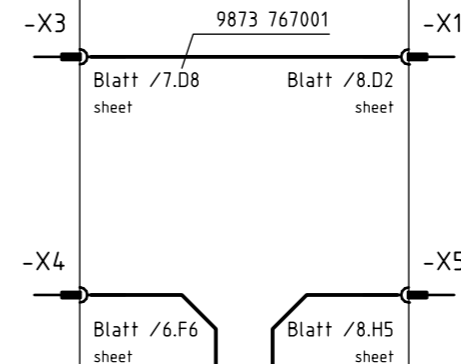
-A10

Ölwächter  
9850 867021  
oil monitor

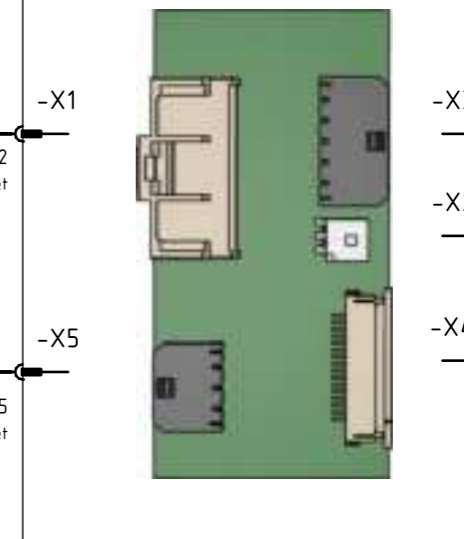


-A9

-A5



-A12



Z Speedomat  
9880 867124  
speedomat



-A14

Tastenleiste  
9853 767001 / 9853 767002  
keypad



-A15

Z Fadenklemme  
9820 110047  
thread clamp



-Y12

Z Zusatzausstattung  
Optional equipment

c			Date	2023-07-26
b			Design	Isaak
a			Check	
Chg.	Date	Name	Norm	

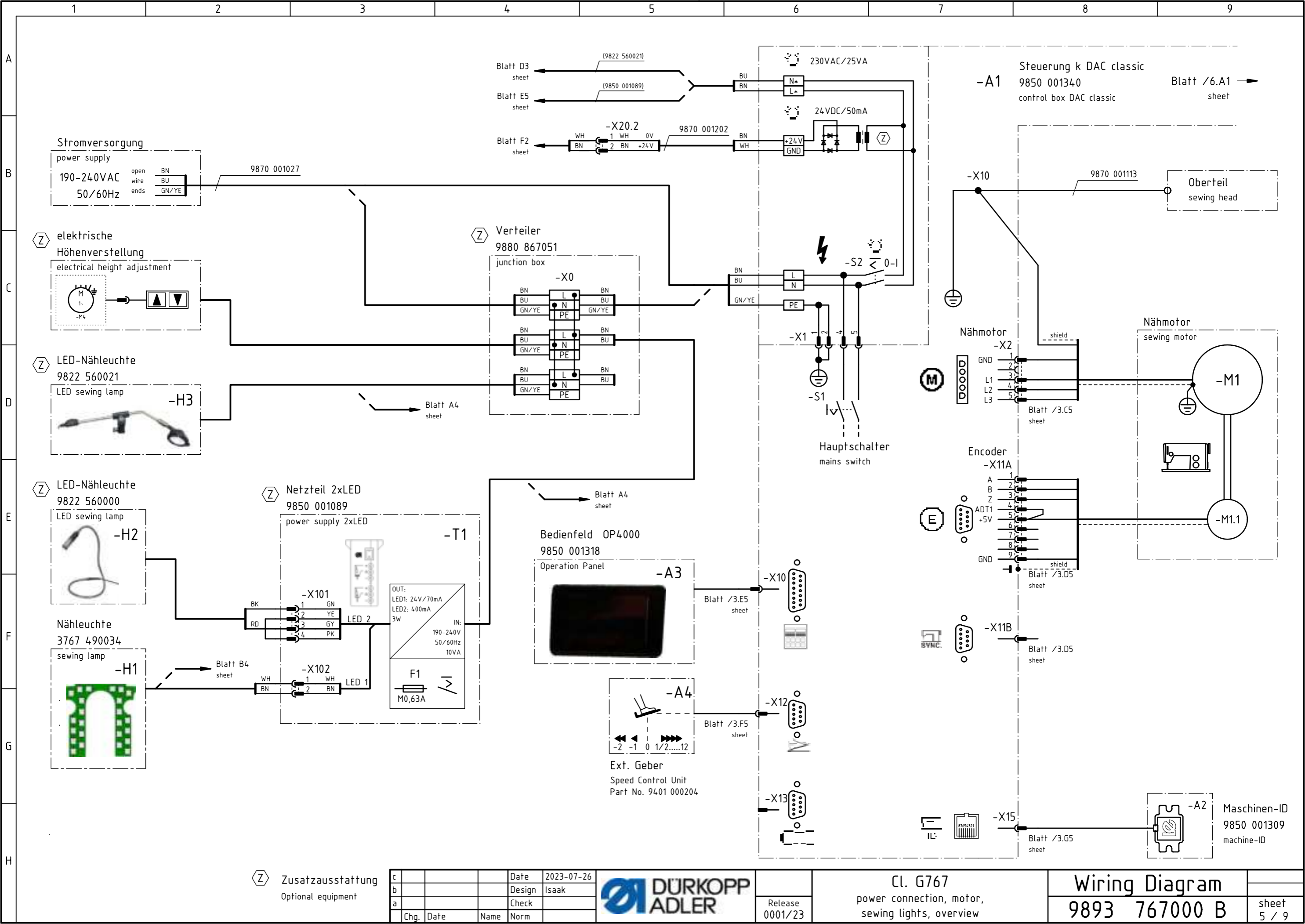


Release  
0001/23

Cl. G767  
block diagram  
I/O distribution

Wiring Diagram  
9893 767000 B

sheet  
4 / 9



**Z** Zusatzausstattung  
Optional equipment

c			Date	2023-07-26
b			Design	Isaak
a			Check	
Chg.	Date	Name	Norm	

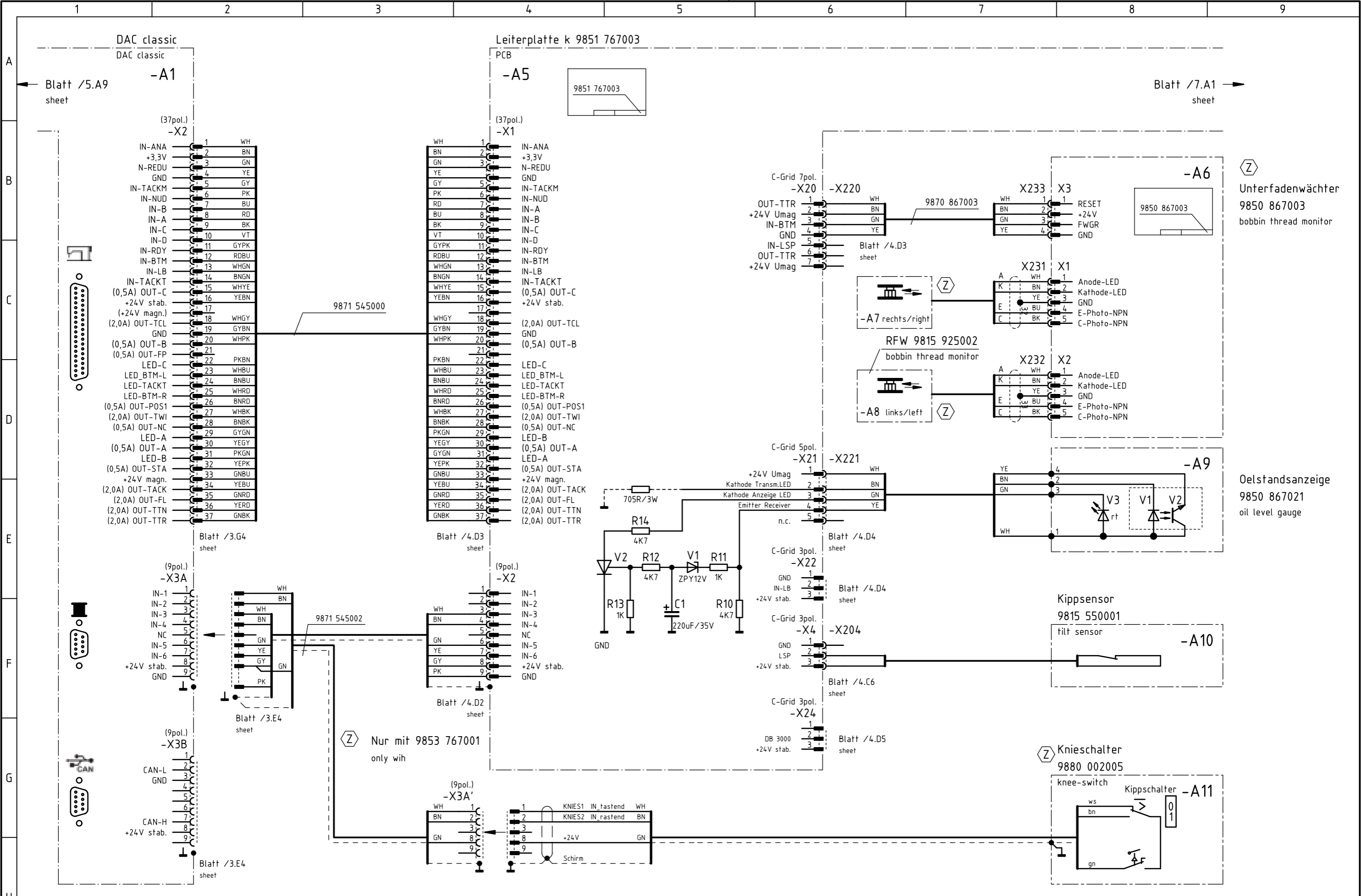


Release  
0001/23

Cl. G767  
power connection, motor,  
sewing lights, overview

**Wiring Diagram**  
9893 767000 B

sheet  
5 / 9



(Z) Zusatzausstattung  
Optional equipment

c			Date	2023-07-26
b			Design	Isaak
a			Check	
Chg.	Date	Name	Norm	



Release  
0001/23

Cl. G767  
I/O-distribution, thread monitor,  
knee switch

Wiring Diagram  
9893 767000 B

sheet  
6 / 9

Blatt /6.A9  
sheet

Nahtmittenföhrung (KT)  
seam center guide

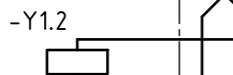
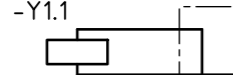
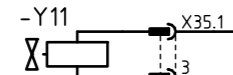
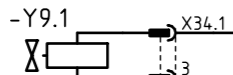
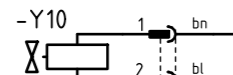
TTR > short  
FL > long

RFW Blasimpuls  
RFW blow pulse

NK  
Nadelkühlung  
needle cooling

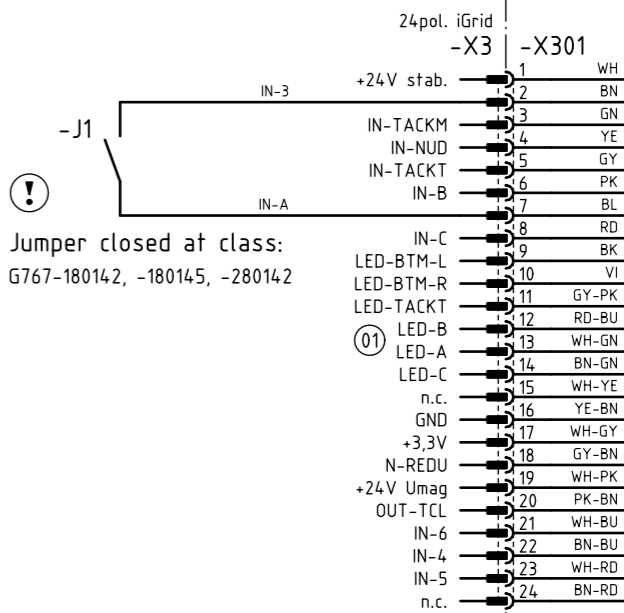
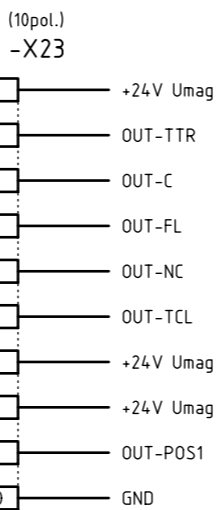
FA (left)

FA (right)



401-XBS/02  
9825 551138

(*1)	9870 001204
(*2)	9870 867001
(*3)	9870 001203

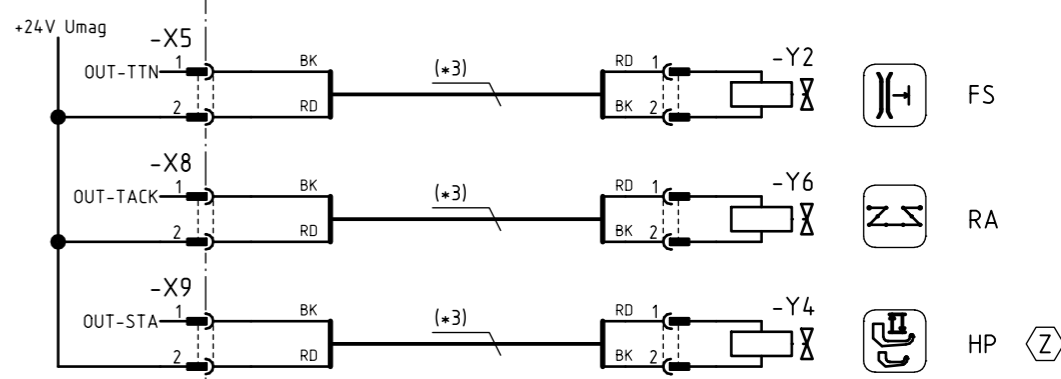
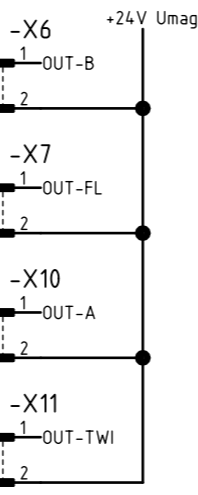
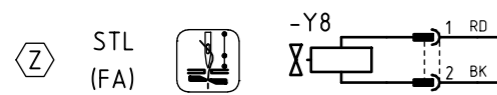
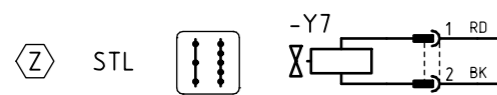
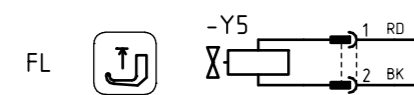
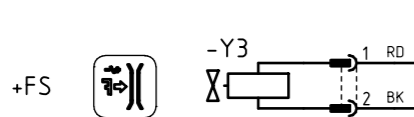
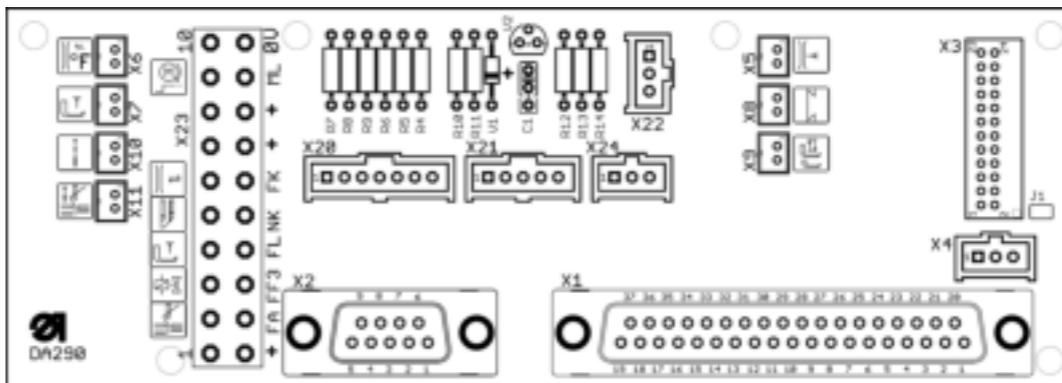


Jumper closed at class:  
G767-180142, -180145, -280142

9873 767001

Blatt /8.C1  
sheet /8.C1

Blatt /4.B6  
sheet



Zusatzausstattung  
Optional equipment

c			Date	2023-07-26
b			Design	Isaak
a			Check	
Chg.	Date	Name	Norm	



Release  
0001/23

Cl. G767  
magnetic valves, thread trimmer

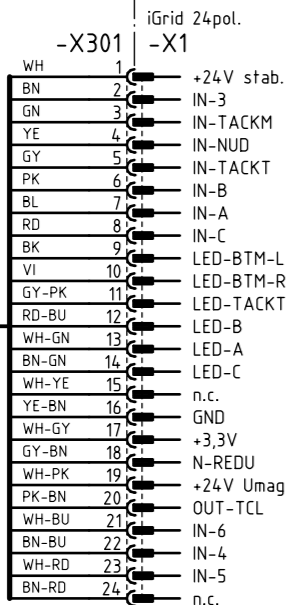
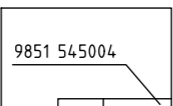
Wiring Diagram  
9893 767000 B

sheet  
7 / 9

Leiterplatte k 9851 545004

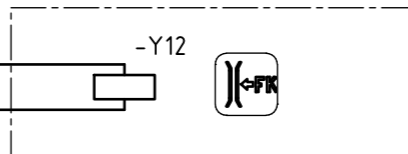
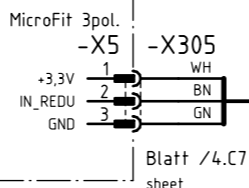
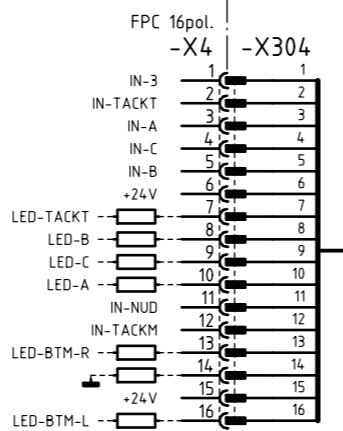
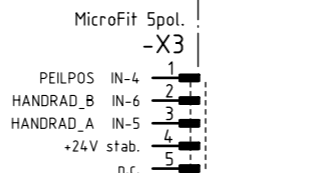
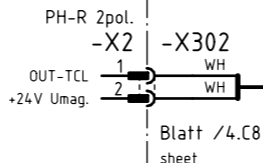
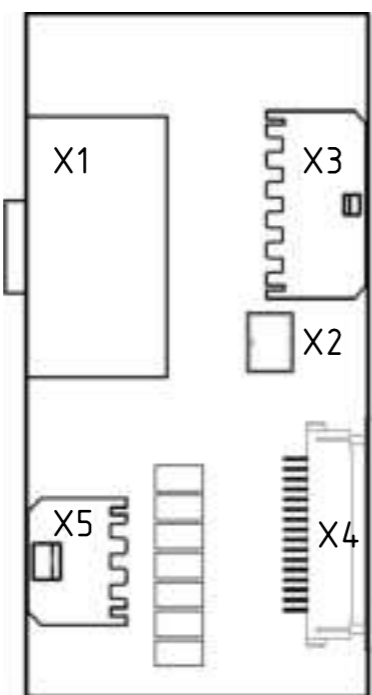
PCB

-A12



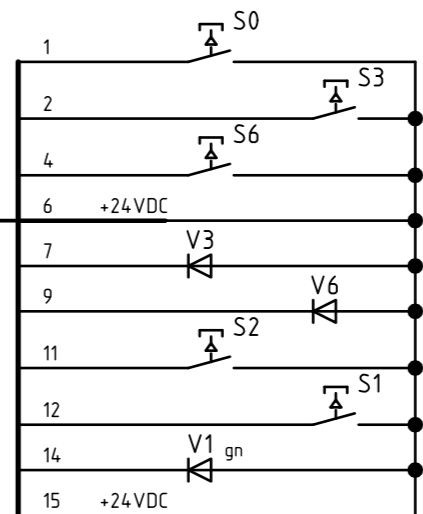
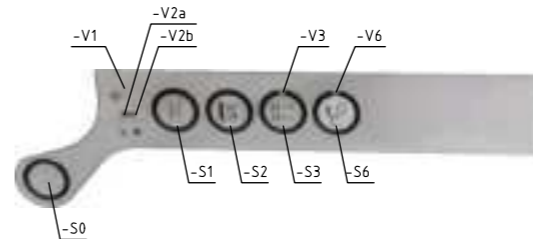
Blatt /4.B7 sheet

9873 767001  
Blatt /7.C9 sheet /7.C9

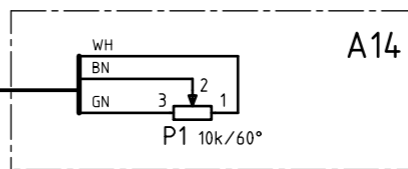
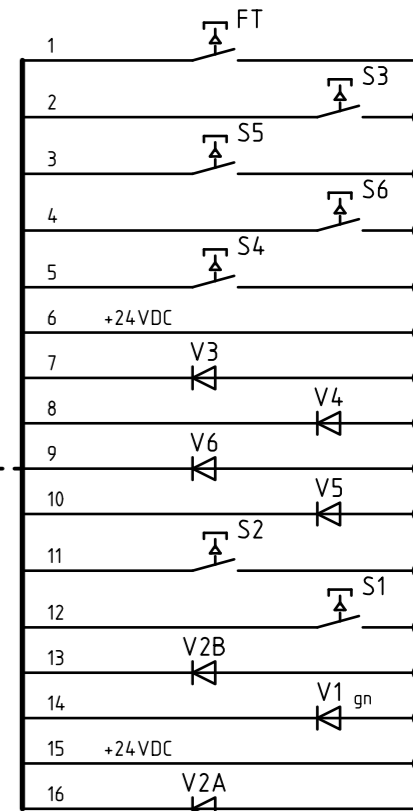
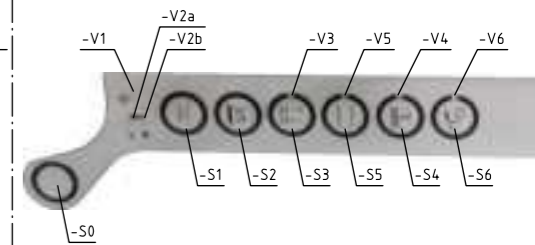


Fadenklemme  
9820 110047  
thread clamp

Taster k 9853 767002 keypad for cl. G767-180142, -180145, -280142



Taster k 9853 767001 keypad for cl. G767-180342, -180345, -280342



Speedomat  
9880 867124  
speedomat

Zusatzausstattung  
Optional equipment

c			Date	2023-07-26
b			Design	Isaak
a			Check	
Chg.	Date	Name	Norm	



Release  
0001/23

Cl. G767  
keypad, thread clamp, speedomat

Wiring Diagram  
9893 767000 B

sheet  
8 / 9

A  
B  
C  
D  
E  
F  
G  
H

		Bezeichnung denomination	Teilenr. Baugruppe partno. assembly	Teilenr. Schaltplan partno. schematic
	-A1	Steuerung DAC classic control DAC classic	9850 001340	9850 001340
	-A2	Maschinen-ID machine-ID	9850 001309	9850 001309
	-A3	Bedienfeld OP4000 control panel OP4000	9853 767003	
	-A4	Sollwertgeber speed control unit	9401 000204	
	-A5	Verteiler-Platine distribution board	9851 767003	9851 767003
Ⓩ	-A6	Restfadenwächter PCB bobbin thread monitor	9850 867003	9850 867003
Ⓩ	-A7	Restfadenwächter rechts bobbin thread monitor right	9815 925002	
Ⓩ	-A8	Restfadenwächter links bobbin thread monitor left	9815 925002	
	-A9	Ölüberwachung oil monitor	9850 867021	
	-A10	Kippsensor tilt sensor	9815 550001	
Ⓩ	-A11	Knieschalter knee switch	9880 002005	
	-A12	Verteiler-Platine distribution board	9851 545004	9851 545004
Ⓩ	-A13	Tastenleiste keypad	9853 767001 9853 767002	
Ⓩ	-A14	Speedomat speedomat	9880 867124	

		Bezeichnung denomination	Teilenr. Baugruppe partno. assembly
	-H1	Nähleuchte integriert sewing lamp	3767 490034
Ⓩ	-H2	LED-Nähleuchte LED sewing lamp	9822 560000
Ⓩ	-H3	LED-Nähleuchte LED sewing lamp	9822 560021

Ⓩ Zusatzausstattung  
Optional equipment

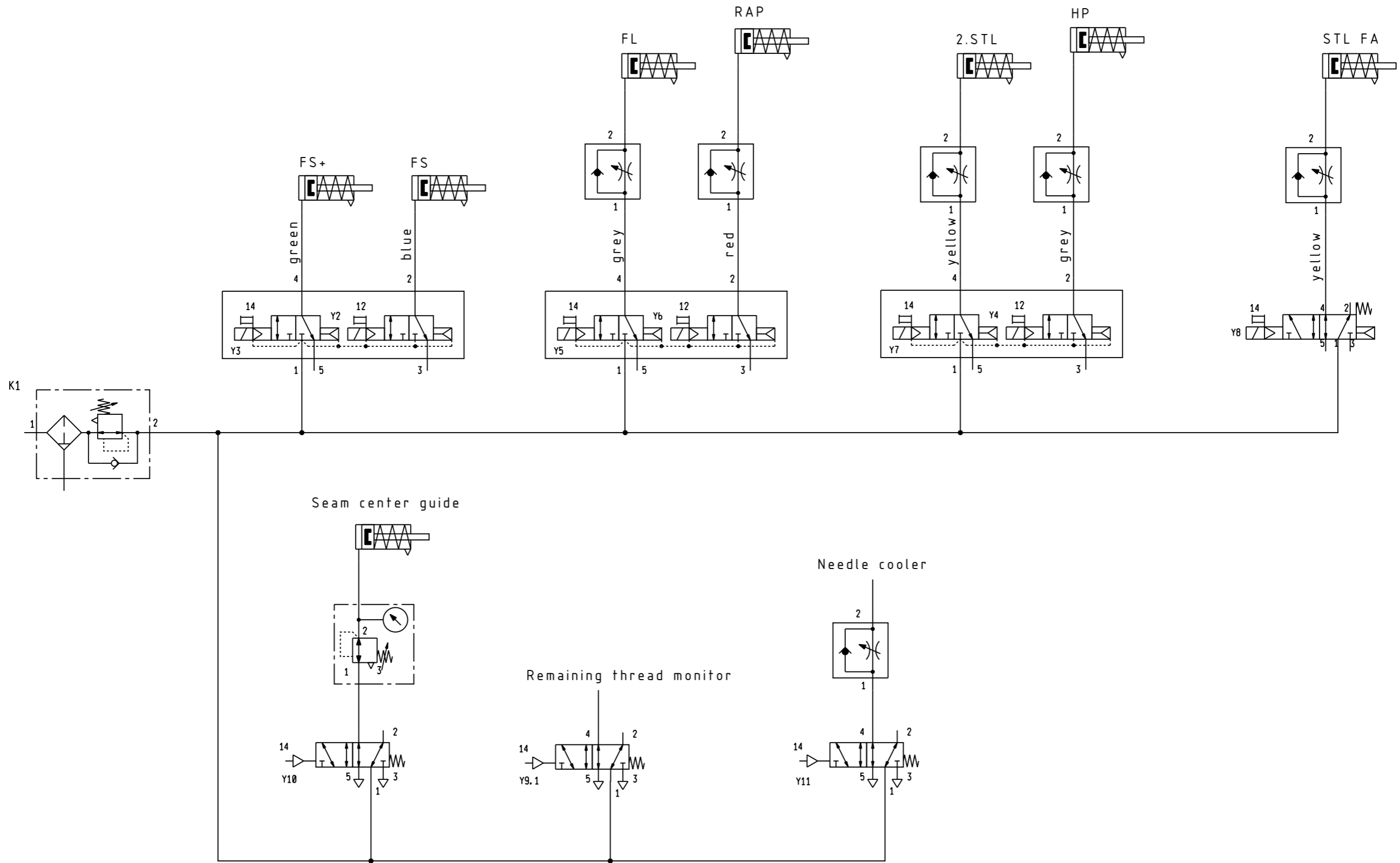
c		Date	2023-07-26
b		Design	Isaak
a		Check	
	Chg.	Date	Name Norm



Release  
0001/23

Cl. G767  
partlist

Wiring Diagram  
9893 767000 B



hose	Part number (yarded goods)
PU3 grey	9731 005004
PU3 red	9731 004014
PU3 green	9731 004024
PU3 yellow	9731 004034
PU3 blue	9731 004044

Date	20-09-2023	Design	Schmid	Approval	Langreck
Mod.no					
Date					
Design					
Approval					

Pneumatik diagram for G767



DÜRKOPP ADLER GmbH

9773 767001





**DÜRKOPP ADLER GmbH**

Potsdamer Straße 190

33719 Bielefeld

GERMANY

Phone +49 (0) 521 / 925-00

E-Mail [service@duerkopp-adler.com](mailto:service@duerkopp-adler.com)

[www.duerkopp-adler.com](http://www.duerkopp-adler.com)