

**PFAFF**<sup>®</sup> Industrial

***POWER*Line 2595/96**





# Revolutionary...

The combination of revolutionary design and innovative engineering has led to the development of something quite special, extraordinary – something, which will influence the future of the sewing machine. An impressive example for such a far-reaching combination is the POWERLINE 2595/2596 – a line of machines, which represents a new generation of **special-postbed sewing machines with triple feed (bottom, needle and alternating top feed) and vertical hook.**

2595: single-needle version

2596: double-needle version

The POWERLINE 2595/2596 realize perfect top-stitching when it comes to pre-assembled three dimensional work pieces. Perfect sewing results are being guaranteed with smooth leather as well as with heavy upholstery. Having the largest workspace of its class an excellent handling is being assured. Technical subtleties like the programmable multi switch-key or the new “bobbin-assistant” support flexibility during work and make the POWERLINE a comfort special seamer with additional value.

A revolutionary mile stone in the 150-year-old sewing machine history is being marked by the impressive design, the trend-setting ergonomics and the unique service concept of the POWERLINE 2595/2596.







**PFAFF** 2596

Two rotary stitch selector dials with numbers 1 through 9 and a triangle symbol.

A vertical slider with a black handle.





# Overview of the 2595/2596

The POWERLINE 2595/2596 is available in the following versions with varying equipment:

	BASIC	PLUS
Vertical hook, large (for threads up to size 10/3 syn.)	●	●
Thread trimmer, < 13 mm thread ends (-900/81)		●
Thread nipper, controlled (-909/12)		○
Presser foot lift, manual by knee lever	●	○
Presser foot lift, electro-pneumatic (-910/04)		●
Manual backtacking with hand lever	●	●
Automatic backtacking, electro-pneumatic (-911/35)		●
1 pre-selectable stitch length	●	
2 pre-selectable stitch lengths, alternately switchable		●
2 pre-selectable thread tensions (per needle), one can be switched on manually	●	
2 pre-selectable thread tensions (per needle), one can be switched on electro-pneumatically by knuckle switch		●
1 top feed stroke is manually adjustable up to 9 mm	●	
2 top feed strokes are manually adjustable, alternately switchable		●
Unison feed with height adjustment of the bottom feeder	●	●
Unison feed with engageable lifting motion of the bottom feeder	○	○
Oil-level indicator	●	●
Oil-level indicator on the display, with warning light on sewing head		●
Sewing feet pressure, manually adjustable	●	●
Clutch motor	●	
DC-Motor PicoDrive (integrated in machine head)	○	
DC-Motor P74 ED * (integrated in machine head)		●
Control panel BDF-PicoTop		●
Bobbin thread monitor with stitch counter and LED display		●
Integrated panel with multi-function buttons & programmable multi-switch		●
Built in LED sewing light in the machine head, dimmable	○	●
Bobbin thread winder	●	●
Attachment slide, holder	●	●
Tilt base	○	○
Overload safety clutch	●	●

\* Necessary for thread trimmer, backtacking, thread nipper, presser foot lift, 2 switchable stitch lengths, 2 switchable top feed strokes

● standard  
○ option

# Versions of the 2595/2596\*

## 2595-021/100 BASIC

Special single-needle postbed sewing machine with unison feed (lockstitch)

- Large vertical hook for threads up to 10/3\*\*
- Top feed stroke up to 9 mm, presser foot lift up to 20 mm, stitch length up to 12.0 mm
- Max. sewing speed 2,600 stitches/min.
- Overload safety clutch

## 2595-521/001 PLUS

Special single-needle postbed sewing machine with unison feed (lockstitch)

- Large vertical hook for threads up to 10/3\*\*
- Thread trimmer, automatic presser foot lift, automatic backtacking device electro-pneumatically controlled
- Quick-change stepping control of top feed, second thread tension, quick adjustment of second stitch length (electro-pneumatically controlled)
- Adjustable top feed stroke up to 9 mm with automatic speed setting, presser foot lift up to 20 mm, stitch length up to 12.0 mm
- Max. sewing speed 2,600 stitches/min.
- Built in LED sewing light in the machine head
- DC motor P74ED
- Overload safety clutch

## 2596-021/100 BASIC

Special double-needle postbed sewing machine with unison feed (lockstitch)

- Needle distance (min./max.): 2.4 - 30.0 mm
- Large vertical hook for threads up to 10/3\*\*
- Top feed stroke up to 9 mm, presser foot lift up to 20 mm, stitch length up to 12.0 mm
- Max. sewing speed 2,600 stitches/min.
- Overload safety clutch

## 2596-521/001 PLUS

Special double-needle postbed sewing machine with unison feed (lockstitch)

- Needle distance (min./max.): 2.4 - 30.0 mm
- Large vertical hook for threads up to 10/3\*\*
- Thread trimmer, automatic presser foot lift, automatic backtacking device electro-pneumatically controlled
- Quick-change stepping control of top feed, second thread tension, quick adjustment of second stitch length (electro-pneumatically controlled)
- Adjustable top feed stroke up to 9 mm with automatic speed setting, presser foot lift up to 20 mm, stitch length up to 12.0 mm
- Max. sewing speed 2,600 stitches/min.
- Built in LED sewing light in the machine head
- DC motor P74ED
- Overload safety clutch

\* further on request

\*\* depending on parts set

# Applications



## PFAFF 2595

**Application:**  
Single-needle assembly operations with edge guide for the living-and automotive upholstery industry

**Parts sets / attachments:**  
parts kit -2/04 C N9  
+ edge guide: 91-156 763-91



## PFAFF 2595

**Application:**  
Single-needle top-stitching operations in the home- and automotive upholstery industry

**Parts sets / attachments:**  
parts kit -6/01 C N9  
(+ edge guide: 91-156 763-91)



## PFAFF 2596

**Application:**  
Two needle top-stitching operations with tape feed from beneath in the home upholstery industry

**Parts sets / attachments:**  
parts kit -63/24 D N12  
(needle distance: 12 mm)



## PFAFF 2596

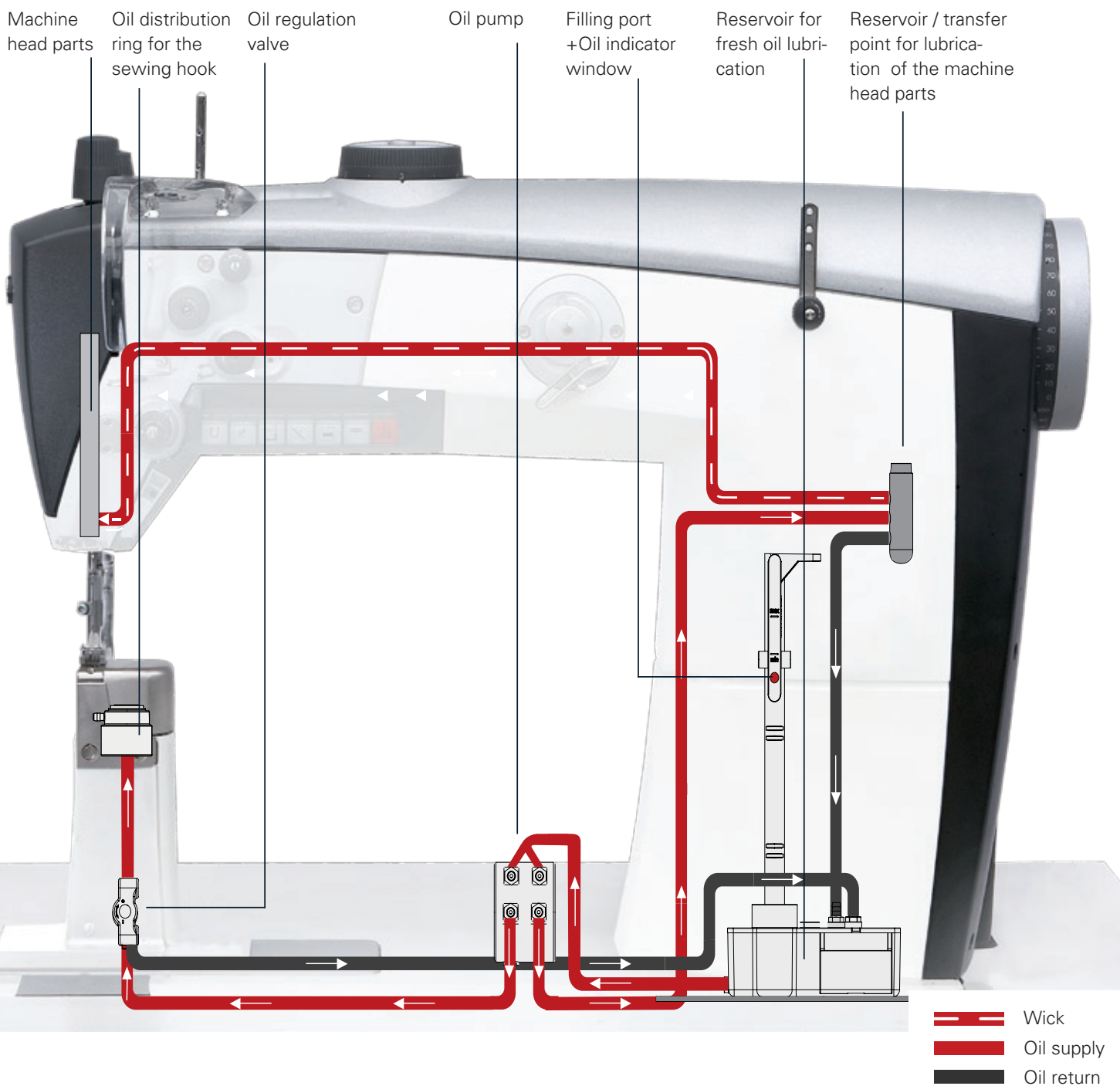
**Application:**  
Two needle top-stitching operations with tape feed from below in the automotive upholstery industry

**Parts sets / attachments:**  
parts kit -63/24 C N9  
(needle distance: 10 mm)




# Innovative lubrication system

New lubrication system for accurate adjustment of the fresh oil supply to the hook. Prevents oil leakage (soiling of work-piece).



# Features



## Thread nipper

Ensures a neat seam start  
(no thread tail on top of the  
work piece)

①



## Large clearance

Under the machine arm  
of 345 x 290 mm.

②



**POWERline** 2595/96



---

### Scale disk

An adjustment aid for the mechanic:

- Needle bar rise
- Needle height
- Take-up lever

③



---

### Bobbin winder

Equipped with an aid for a secure and fast start of the bobbin winding process and within easy reach of the operator („winding assistant“)

④



---

### Top feed stroke adjustment

Guarantees quick and accurate adjustment of the first and second top feed stroke. Adjustments are made in small increments.

- outer dial: up to 5 mm stroke
- inner dial: up to 9 mm stroke

⑤




---

### Integrated drive

The drive is integrated in the sewing head and guarantees a comfortable and smooth operation

⑥



---

### Thread trimmer

Sturdy and reliable thread trimmer-  
with thread-ends < 13 mm and  
thread size up to 10/3

⑦



## Features: LED-Light

---

Setting sewed quality in scene !

A dimmable LED-light is integrated in the sewing head





# Features: control panels

---

## From left to right:

---

Reverse sewing/intermediate backtacks

Needle position change (w/o trimming)

Recall preset top feed lift and adding second thread tension (programmable)

Backtack on/off

Recall preset stitch length

Second thread tension switched on / Switch for threading position (all pedal functions are blocked)

## Safety switch:

Brings the machine in threading position and blocks all pedal functions. This prevents the operator from accidentally starting the machine and adds an additional safety feature.

## From top to bottom:

---

Oil level warning

Bobbin thread control indicator

Programmable **multi-switch**

Functions, which are needed for the current sewing application, can be transferred to the soft switch (multi function switch) on the sewing head







# Unique service concept

---

Easy and fast access to all adjustments:  
The top arm cover and the head cover can be removed after loosening just 3 screws.

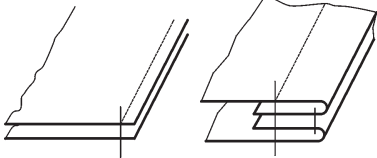
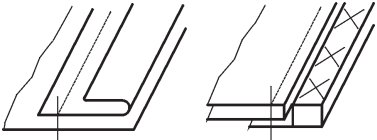


**POWERline** 2595/96



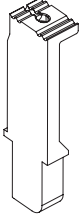
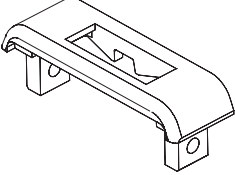
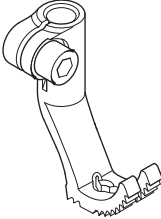
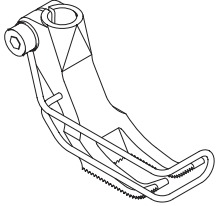
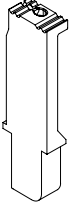
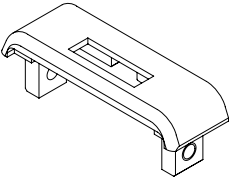
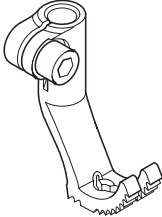
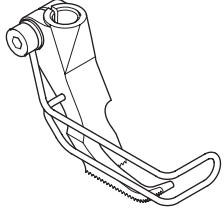


# Parts kits 2595

Parts kit *	Seam construction	Operation
<p><b>-6/01 N (N = 6 mm)</b> C medium weight material</p>		<p>Standard parts kit for all types of sewing work, e.g.:</p> <ul style="list-style-type: none"> <li>• Closing seams</li> <li>• Edge sewing work on fitted covers</li> <li>• Fancy seams</li> </ul>
<p><b>-6/01 N9 (N9 = 9 mm)</b> C medium weight material D heavy weight material</p>		<p>Standard parts kit for all types of sewing work, e.g.:</p> <ul style="list-style-type: none"> <li>• Closing seams</li> <li>• Edge sewing work on fitted covers</li> <li>• Fancy seams</li> </ul>
<p><b>-6/01 N12 (N12 = 12 mm)</b> C medium weight material D heavy weight material</p>		<p>Standard parts kit for all types of sewing work, e.g.:</p> <ul style="list-style-type: none"> <li>• Closing seams</li> <li>• Edge sewing work on fitted covers</li> <li>• Fancy seams</li> </ul>
<p><b>-2/04 N (N = 6 mm)</b> C medium weight material Top-stitch width: 1.5 (standard), 2, 3, 4 mm</p>		<p>Work on right edge e.g.</p> <ul style="list-style-type: none"> <li>• Attaching fastening sections</li> <li>• Sewing zip on one side</li> </ul>



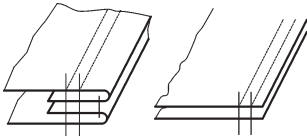
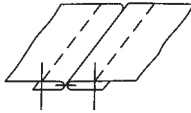
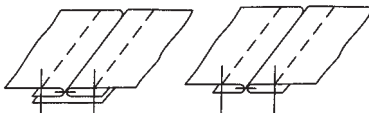


Feed dog	Needle plate	Top feeder	Presser foot
<p>91-159 061-04/001 (CN/CN9) 91-159 061-04/002 (DN12)</p> 	<p>91-150 989-25 (CN) 91-151 008-25 (CN9) 91-151 009-25 (DN12)</p> 	<p>91-049 394-93/003 (CN/CN9) 91-049 394-93/011 (DN12)</p> 	<p>91-149 262-91 (CN) 91-149 264-91 (CN9) 91-149 266-91 (DN12)</p> 
<p>91-159 083-04/... ** 91-159 061-04/001 (4 mm)</p> 	<p>91-151 019-24/... ** 91-150 989-25 (4 mm)</p> 	<p>91-049 394-93/... **</p> 	<p>91-149 268-93/... **</p> 

\* further on request  
\*\* Size required!

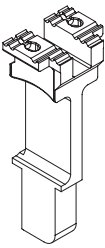
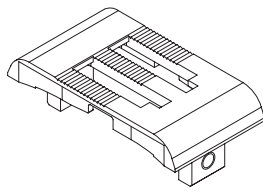
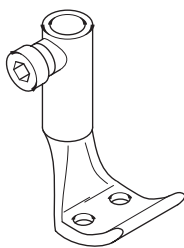
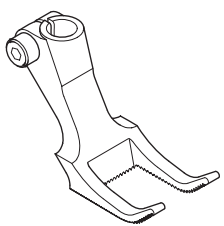
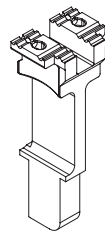
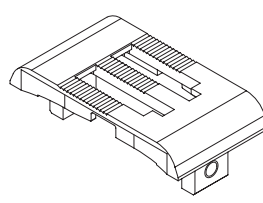
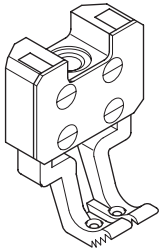
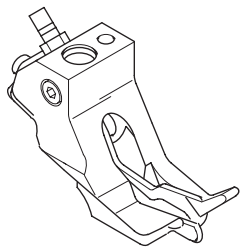


# Parts kits 2596

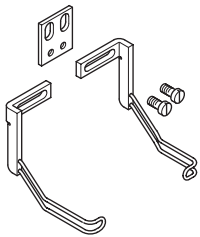

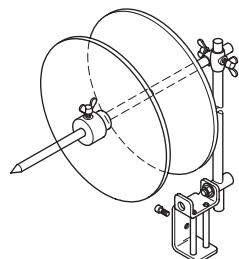
Parts kit *	Needle distance * ( – = standard )	Seam construction	Operation
<b>-6/01 N (N = 6 mm)</b> C medium weight material	4 ; <b>6</b> ; 6,4 ; <b>8</b> ; <b>10</b> ; 12 ; 14 ; 16 mm		<p>Standard parts kit for all types of sewing work , e.g.:</p> <ul style="list-style-type: none"> <li>• Top-stitching work</li> <li>• Fancy seams</li> </ul>
<b>-6/01 N9 (N9 = 9 mm)</b> C medium weight material			
<b>-6/01 N12 (N12 = 12 mm)</b> D heavy weight material			
<b>-6/03 N (N = 6 mm)</b> C medium weight material	<b>6</b> ; <b>8</b> ; 10 mm		<p>Parts kit with compensating presser foot for top-stitching work (on both sides)</p>
<b>-6/03 N9 (N9 = 9 mm)</b> C medium weight material	<b>6</b> ; <b>8</b> ; 10 ; 12 mm		
<b>-6/03 N12 (N12 = 12 mm)</b> D heavy weight material	<b>8</b> ; <b>10</b> ; <b>12</b> mm		
<b>-63/24 N9 (N9 = 9 mm)</b> C medium weight material	<b>6</b> ; <b>8</b> ; <b>10</b> ; 12 ; 16 mm		<p>Parts kit with compensating presser foot und seam-center guide for top-stitching work. (with or without tape from below) ≤ 25,5 mm</p>
<b>-63/24 N12 (N12 = 12 mm)</b> D heavy weight material	<b>8</b> ; <b>10</b> ; <b>12</b> ; 16 mm		



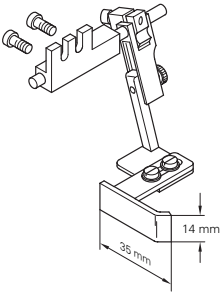
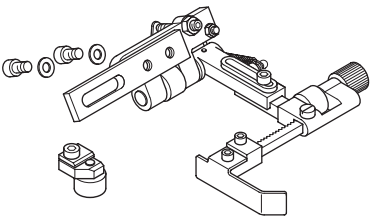


	Feed dog	Needle plate	Top feeder	Presser foot
	91-159 048-04/... (C) ** 91-159 048-04/... (D) ** 	91-151 010-24/... (CN) ** 91-150 977-24/... (CN9) ** 91-150 978-24/... (DN12) ** 	91-049 385-93/... (CN/CN9) ** 91-049 385-93/... (DN12) ** 	91-149 283-93/... (CN) ** 91-149 278-93/... (CN9) ** 91-149 284-93/... (DN12) ** 
		coming soon		
	91-159 048-04/... (C) ** 91-159 048-04/... (D) ** 	91-150 977-24/... (CN9) ** 91-150 978-24/... (DN12) ** 	99-137 7..-91 ** 	99-137 7..-91 (CN9) ** 99-137 7..-91 (DN12) ** 

\* further on request  
 \*\* Size required!

Finger guards	Tape guide	Tape holder
91-154 944-91 	91-501 339-20 	91-156 255-71/895 





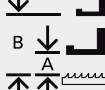
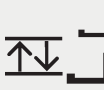



# Edge guides 2595/2596

Edge guide	Parts No.	Suitable for parts kitz	
		2595	2596
	91-156 763-91	-2/04	-6/01
	91-156 768-91	-2/04	-6/01





# Technical data + Specifications 2595/2596\*

Types									
<b>2595 BASIC</b> 2595 - 021/100	1		2,600	12	A: 9 mm B: 20 mm	9 mm		134-35	90 - 180
<b>2595 PLUS</b> 2595 - 521/001	1		2,600	12	A: 9 mm B: 20 mm	9 mm	≤ 13	134-35	90 - 180
<b>2596 BASIC</b> 2596 - 021/100	2	2.4 - 30.0 mm	2,600	12	A: 9 mm B: 20 mm	9 mm		134-35	90 - 180
<b>2596 PLUS</b> 2596 - 521/001	2	2.4 - 30.0 mm	2,600	12	A: 9 mm B: 20 mm	9 mm	≤ 13	134-35	90 - 180

\* = further versions on request

\*\* = the max. sewing speed depends on pre-selected stroke and stitch length



Number of needles



Needle distance in mm (min. - max.)



max. sewing speed



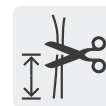
Max. stitch length




Top feed stroke (A) and fabric clearance (B)




Feed stroke of the alternated feet



Remaining thread length after cutting in mm










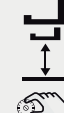



Needle system



Recommended needle size in Nm

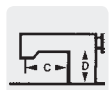


 Nm										
80/3 - 10/3	C:345 x D:285	●	●						●	
80/3 - 10/3	C:345 x D:285	●	●	●	○	●	●	●		●
80/3 - 10/3	C:345 x D:285	●	●						●	
80/3 - 10/3	C:345 x D:285	●	●	●	○	●	●	●		●

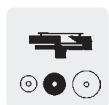
● standard  
○ option



Thread size  
(metrical number in Nm)



Arm clearance in mm



Vertical hook, large



Bottom feed, needle and  
alternating unison feed



Thread trimmer



Thread nipper



Presser foot lift



Automatic backtacking



Control for two different  
stitch lengths



Top feed lift adjustable by  
knob



Top feed lift pre-selectable  
and recallable by knuckle  
switch, with automatic speed  
limitation

## PFAFF Industriesysteme und Maschinen AG

Hans-Geiger-Str. 12 – IG Nord  
D – 67661 Kaiserslautern  
[www.pfaff-industrial.com](http://www.pfaff-industrial.com)

Telefon: +49-6301/3205-0  
Telefax: +49-6301/3205-3171  
E-mail: [info@pfaff-industrial.com](mailto:info@pfaff-industrial.com)

